

ILLINOIS STATE BOARD OF EDUCATION  
School Business Services Division

School District  
 Joint Agreement  
**Accounting Basis:**  
 Cash  
 Accrual

**SCHOOL DISTRICT/JOINT AGREEMENT BUDGET FORM \***  
**July 1, 2021 - June 30, 2022**

Unbalanced budget, however, a deficit reduction plan is not required at this time.

**Date of Amended Budget:** \_\_\_\_\_ (MM/DD/YY)  
**District Name:** DuPage Area Occupational Ed Systems  
**District RCDT No:** 19-022-5020-46

**If your FY21 AFR states that you need to do a deficit reduction plan and your FY22 budget is balanced please state the measures you took to have your budget become balanced. (Bckgrnd-Assumpt 25-26)**

Budget of DuPage Area Occupational Ed Systems, County of DuPage, State of Illinois, for the Fiscal Year beginning July 1, 2021 and ending June 30, 2022.








WHEREAS the Board of Education of DuPage Area Occupational Ed Systems, County of DuPage, State of Illinois, caused to be prepared in tentative form a budget, and the Secretary of this Board has made the same conveniently available to public inspection for at least thirty days prior to final action thereon; AND WHEREAS a public hearing was held as to such budget on the 19th day of August, 2021, notice of said hearing was given at least thirty days prior thereto as required by law, and all other legal requirements have been complied with;

NOW, THEREFORE, Be it resolved by the Board of Education of said district as follows:  
Section 1: That the fiscal year of this school district be and the same hereby is fixed and declared to be beginning July 1, 2021 and ending June 30, 2022.

Section 2: That the following budget containing an estimate of amounts available in each Fund, separately, and expenditures from each be and the same is hereby adopted as the budget of this school district for said fiscal year.

**ADOPTION OF BUDGET**

The budget shall be approved and signed below by members of the School Board. Adopted this Nineteenth day of August, 2021 by a roll call vote of 11 Yeas, and 0 Nays, to wit:

** MEMBERS VOTING YEA:	
	
	
	
	
	
	
	

\* Based on the 23 Illinois Administrative Code-Part 100 and inconformity with Section 17-1 of the School Code.  
\*\* Type in the members who voted "YEA" nor "NAY". Actual school board member signatures are not required for electronic submission.  
(1) A certified copy of this document must be filed with the county clerk within 30 days of adoption as required by Section 18-50 of the Property Tax Code (35 ILCS 200/18-50).  
(2) Districts are required to submit the adopted/amended budget electronically to ISBE within 30 days of adoption or by October 30, whichever comes first. Budgets are submitted to **School Finance Report (SFR)**: <https://sec1.isbe.net/attachmgr/default.aspx>  
**Please type the member signatures before submitting to ISBE. We do not accept PDF copies.**

	A	B	C	D	E	F	G	H	I	J	K	L
1	<i>Begin entering data on EstRev 5-10 and EstExp 11-17 tabs.</i>		(10)	(20)	(30)	(40)	(50)	(60)	(70)	(80)	(90)	
2	Description: Enter Whole Numbers Only	Acct #	Educational	Operations & Maintenance	Debt Service	Transportation	Municipal Retirement/ Social Security	Capital Projects	Working Cash	Tort	Fire Prevention & Safety	
3	ESTIMATED BEGINNING FUND BALANCE July 1, 2021 <sup>1</sup> (without Student Activity Funds)		13,816,935	0	0	10,115	0	0	0	0	0	0
4	<b>RECEIPTS/REVENUES (without Student Activity Funds)</b>											
5	LOCAL SOURCES	1000	5,146,020	0	0	0	0	0	0	0	0	0
6	FLOW-THROUGH RECEIPTS/REVENUES FROM ONE DISTRICT TO ANOTHER DISTRICT	2000										
7	STATE SOURCES	3000	2,456,869	0	0	0	0	0	0	0	0	0
8	FEDERAL SOURCES	4000	1,192,960	0	0	0	0	0	0	0	0	0
9	Total Direct Receipts/Revenues <sup>8</sup>		8,795,849	0	0	0	0	0	0	0	0	0
10	Receipts/Revenues for "On Behalf" Payments <sup>2</sup>	3998										
11	Total Receipts/Revenues		8,795,849	0	0	0	0	0	0	0	0	0
12	<b>DISBURSEMENTS/EXPENDITURES (without Student Activity Funds)</b>											
13	INSTRUCTION	1000	3,287,424				0				0	
14	SUPPORT SERVICES	2000	4,751,442	0		0	0	1,696,888			0	0
15	COMMUNITY SERVICES	3000	0	0		0	0				0	
16	PAYMENTS TO OTHER DISTRICTS & GOVT UNITS	4000	1,829,038	0	0	0	0	0			0	0
17	DEBT SERVICES	5000	0	0	0	0	0				0	0
18	PROVISION FOR CONTINGENCIES	6000	0	0	0	0	0	0			0	0
19	Total Direct Disbursements/Expenditures <sup>9</sup>		9,867,904	0	0	0	0	1,696,888			0	0
20	Disbursements/Expenditures for "On Behalf" Payments <sup>2</sup>	4180	0	0	0	0	0	0			0	0
21	Total Disbursements/Expenditures		9,867,904	0	0	0	0	1,696,888			0	0
22	Excess of Direct Receipts/Revenues Over (Under) Direct Disbursements/Expenditures		(1,072,055)	0	0	0	0	(1,696,888)	0	0	0	0
23	<b>OTHER SOURCES/USES OF FUNDS</b>											
24	<b>OTHER SOURCES OF FUNDS (7000)</b>											
25	<b>PERMANENT TRANSFER FROM VARIOUS FUNDS</b>											
26	Abolishment the Working Cash Fund <sup>16</sup>	7110										
27	Abatement of the Working Cash Fund <sup>16</sup>	7110										
28	Transfer of Working Cash Fund Interest	7120										
29	Transfer Among Funds	7130										
30	Transfer of Interest	7140										
31	Transfer from Capital Projects Fund to O&M Fund	7150		0								
32	Transfer of Excess Fire Prev & Safety Tax & Interest <sup>3</sup> Proceeds to O&M Fund	7160		0								
33	Transfer of Excess Accumulated Fire Prev & Safety Bond and Int <sup>3a</sup> Proceeds to Debt Service Fund	7170			0							
34	<b>SALE OF BONDS (7200)</b>											
35	Principal on Bonds Sold <sup>4</sup>	7210										
36	Premium on Bonds Sold	7220										
37	Accrued Interest on Bonds Sold	7230										
38	Sale or Compensation for Fixed Assets <sup>5</sup>	7300										
39	Transfer to Debt Service to Pay Principal on Capital Leases	7400			0							
40	Transfer to Debt Service Fund to Pay Interest on Capital Leases	7500			0							
41	Transfer to Debt Service Fund to Pay Principal on Revenue Bonds	7600			0							
42	Transfer to Debt Service Fund to Pay Interest on Revenue Bonds	7700			0							
43	Transfer to Capital Projects Fund	7800						6,200,000				
44	ISBE Loan Proceeds	7900										
45	Other Sources Not Classified Elsewhere	7990										
46	Total Other Sources of Funds <sup>8</sup>		0	0	0	0	0	6,200,000	0	0	0	0

	A	B	C	D	E	F	G	H	I	J	K	L
1	<i>Begin entering data on EstRev 5-10 and EstExp 11-17 tabs.</i>		(10)	(20)	(30)	(40)	(50)	(60)	(70)	(80)	(90)	
2	Description: Enter Whole Numbers Only	Acct #	Educational	Operations & Maintenance	Debt Service	Transportation	Municipal Retirement/ Social Security	Capital Projects	Working Cash	Tort	Fire Prevention & Safety	
47	<b>OTHER USES OF FUNDS (8000)</b>											
49	<b>TRANSFER TO VARIOUS OTHER FUNDS (8100)</b>											
50	Abolishment or Abatement of the Working Cash Fund <sup>16</sup>	8110							0			
51	Transfer of Working Cash Fund Interest	8120							0			
52	Transfer Among Funds	8130										
53	Transfer of Interest <sup>6</sup>	8140										
54	Transfer from Capital Projects Fund to O&M Fund	8150										
		8160										
55	Transfer of Excess Fire Prev & Safety Tax & Interest <sup>3</sup> Proceeds to O&M Fund											
		8170										
56	Transfer of Excess Accumulated Fire Prev & Safety Bond <sup>3a</sup> and Int Proceeds to Debt Service Fund											
57	Taxes Pledged to Pay Principal on Capital Leases	8410										
58	Grants/Reimbursements Pledged to Pay Principal on Capital Leases	8420										
59	Other Revenues Pledged to Pay Principal on Capital Leases	8430										
60	Fund Balance Transfers Pledged to Pay Principal on Capital Leases	8440										
61	Taxes Pledged to Pay Interest on Capital Leases	8510										
62	Grants/Reimbursements Pledged to Pay Interest on Capital Leases	8520										
63	Other Revenues Pledged to Pay Interest on Capital Leases	8530										
64	Fund Balance Transfers Pledged to Pay Interest on Capital Leases	8540										
65	Taxes Pledged to Pay Principal on Revenue Bonds	8610										
66	Grants/Reimbursements Pledged to Pay Principal on Revenue Bonds	8620										
67	Other Revenues Pledged to Pay Principal on Revenue Bonds	8630										
68	Fund Balance Transfers Pledged to Pay Principal on Revenue Bonds	8640										
69	Taxes Pledged to Pay Interest on Revenue Bonds	8710										
70	Grants/Reimbursements Pledged to Pay Interest on Revenue Bonds	8720										
71	Other Revenues Pledged to Pay Interest on Revenue Bonds	8730										
72	Fund Balance Transfers Pledged to Pay Interest on Revenue Bonds	8740										
73	Taxes Transferred to Pay for Capital Projects	8810										
74	Grants/Reimbursements Pledged to Pay for Capital Projects	8820										
75	Other Revenues Pledged to Pay for Capital Projects	8830										
76	Fund Balance Transfers Pledged to Pay for Capital Projects	8840	6,200,000									
77	Transfer to Debt Service Fund to Pay Principal on ISBE Loans	8910										
78	Other Uses Not Classified Elsewhere	8990										
79	<b>Total Other Uses of Funds <sup>9</sup></b>		6,200,000	0	0	0	0	0	0	0	0	0
80	<b>Total Other Sources/Uses of Fund</b>		(6,200,000)	0	0	0	0	6,200,000	0	0	0	0
81	<b>ESTIMATED ENDING FUND BALANCE June 30, 2022 (Without Student Activity Funds)</b>		6,544,880	0	0	10,115	0	4,503,112	0	0	0	0
82												
83	<b>Student Activity ESTIMATED BEGINNING FUND BALANCE July 1, 2021 Fund 11</b>		105,308									
84	<b>RECEIPTS/REVENUES (For Student Activity Funds)</b>											
85	<b>Total Student Activity Direct Receipts/Revenues (Local Sources)</b>	1799	26,000									
86	<b>DISBURSEMENTS/EXPENDITURES (For Student Activity Funds)</b>											
87	<b>Total Student Activity Direct Disbursements/Expenditures</b>	1999	23,809									
88	Excess of Direct Receipts/Revenues Over (Under) Direct Disbursements/Expenditures		2,191									
89	<b>Student Activity ESTIMATED ENDING FUND BALANCE June 30, 2022</b>		107,499									
90												
91	<b>Total ESTIMATED BEGINNING FUND BALANCE July 1, 2021 (All Sources Including Student Activity Funds)</b>		13,922,243	0	0	10,115	0	0	0	0	0	0
92	<b>RECEIPTS/REVENUES (All Sources with Student Activity Funds)</b>											
93	<b>LOCAL SOURCES</b>	1000	5,172,020	0	0	0	0	0	0	0	0	0
94	<b>FLOW-THROUGH RECEIPTS/REVENUES FROM ONE DISTRICT TO ANOTHER DISTRICT</b>	2000	0	0		0	0					
95	<b>STATE SOURCES</b>	3000	2,456,869	0	0	0	0	0	0	0	0	0

	A	B	C	D	E	F	G	H	I	J	K	L
1	<i>Begin entering data on EstRev 5-10 and EstExp 11-17 tabs.</i>		(10)	(20)	(30)	(40)	(50)	(60)	(70)	(80)	(90)	
2	Description: Enter Whole Numbers Only	Acct #	Educational	Operations & Maintenance	Debt Service	Transportation	Municipal Retirement/ Social Security	Capital Projects	Working Cash	Tort	Fire Prevention & Safety	
96	<b>FEDERAL SOURCES</b>	4000	1,192,960	0	0	0	0	0	0	0	0	
97	<b>Total Direct Receipts/Revenues <sup>8</sup></b>		8,821,849	0	0	0	0	0	0	0	0	
98	Receipts/Revenues for "On Behalf" Payments <sup>2</sup>	3998	0	0	0	0	0	0		0	0	
99	<b>Total Receipts/Revenues</b>		8,821,849	0	0	0	0	0	0	0	0	
100	<b>DISBURSEMENTS/EXPENDITURES (All Sources with Student Activity Funds)</b>											
101	<b>INSTRUCTION</b>	1000	3,311,233				0			0		
102	<b>SUPPORT SERVICES</b>	2000	4,751,442	0		0	0	1,696,888			0	0
103	<b>COMMUNITY SERVICES</b>	3000	0	0		0	0				0	
104	<b>PAYMENTS TO OTHER DISTRICTS &amp; GOVT UNITS</b>	4000	1,829,038	0	0	0	0	0			0	0
105	<b>DEBT SERVICES</b>	5000	0	0	0	0	0				0	0
106	<b>PROVISION FOR CONTINGENCIES</b>	6000	0	0	0	0	0	0			0	0
107	<b>Total Direct Disbursements/Expenditures <sup>9</sup></b>		9,891,713	0	0	0	0	1,696,888			0	0
108	Disbursements/Expenditures for "On Behalf" Payments <sup>2</sup>	4180	0	0	0	0	0	0			0	0
109	<b>Total Disbursements/Expenditures</b>		9,891,713	0	0	0	0	1,696,888			0	0
110	Excess of Direct Receipts/Revenues Over (Under) Direct Disbursements/Expenditures		(1,069,864)	0	0	0	0	(1,696,888)	0		0	0
111	<b>OTHER SOURCES/USES OF FUNDS</b>											
112	<b>OTHER SOURCES OF FUNDS (7000)</b>											
113	<b>Total Other Sources of Funds <sup>8</sup></b>		0	0	0	0	0	6,200,000	0	0	0	0
114	<b>OTHER USES OF FUNDS (8000)</b>											
116	<b>Total Other Uses of Funds <sup>9</sup></b>		6,200,000	0	0	0	0	0	0	0	0	0
117	<b>Total Other Sources/Uses of Fund</b>		(6,200,000)	0	0	0	0	6,200,000	0	0	0	0
118	<b>ESTIMATED ENDING FUND BALANCE June 30, 2022 (All Sources With student Activity Funds)</b>		6,652,379	0	0	10,115	0	4,503,112	0	0	0	0
119												
120	<b>SUMMARY OF EXPENDITURES Without Student Activity Funds (by Major Object)</b>											
121	Description	Acct #	(10)	(20)	(30)	(40)	(50)	(60)	(70)	(80)	(90)	Total By Object
122			Educational	Operations & Maintenance	Debt Service	Transportation	Municipal Retirement/ Social Security	Capital Projects	Working Cash	Tort	Fire Prevention & Safety	
123	<b>Object Name</b>											
124	Salaries	100	3,704,757	0		0		0		0	0	3,704,757
125	Employee Benefits	200	1,144,415	0		0	0	0		0	0	1,144,415
126	Purchased Services	300	1,112,983	0	0	0		118,388		0	0	1,231,371
127	Supplies & Materials	400	1,200,577	0		0		0		0	0	1,200,577
128	Capital Outlay	500	860,746	0		0		0		0	0	860,746
129	Other Objects	600	1,844,426	0	0	0	0	1,578,500		0	0	3,422,926
130	Non-Capitalized Equipment	700	0	0		0		0		0	0	0
131	Termination Benefits	800	0	0		0				0		0
132	<b>Total Expenditures</b>		9,867,904	0	0	0	0	1,696,888		0	0	11,564,792

SUMMARY OF CASH TRANSACTIONS

1	A	B	C	D	E	F	G	H	I	J	K	
2	Description: Enter Whole Numbers Only	Acct #	(10) Educational	(20) Operations & Maintenance	(30) Debt Service	(40) Transportation	(50) Municipal Retirement/ Social Security	(60) Capital Projects	(70) Working Cash	(80) Tort	(90) Fire Prevention & Safety	
3	<b>BEGINNING CASH BALANCE ON HAND July 1, 2021 <sup>7</sup> (Without Student Activity Funds)</b>		13,008,302	0	0	10,115	0	0	0	0	0	
4	<b>Total Direct Receipts &amp; Other Sources <sup>8</sup></b>		8,795,849	0	0	0	0	6,200,000	0	0	0	
5	<b>OTHER RECEIPTS</b>											
6	Interfund Loans Payable (Loans from Other Funds)	411										
7	Interfund Loans Receivable (Repayment of Loans)	141										
8	Notes and Warrants Payable	433										
9	Other Current Assets	199										
10	<b>Total Other Receipts</b>		0	0	0	0	0	0	0	0	0	
11	<b>Total Direct Receipts, Other Sources, &amp; Other Receipts</b>		8,795,849	0	0	0	0	6,200,000	0	0	0	
12	<b>Total Amount Available</b>		21,804,151	0	0	10,115	0	6,200,000	0	0	0	
13	<b>Total Direct Disbursements &amp; Other Uses <sup>9</sup></b>		16,067,904	0	0	0	0	1,696,888	0	0	0	
14	<b>OTHER DISBURSEMENTS</b>											
15	Interfund Loans Receivable (Loans to Other Funds) <sup>10</sup>	141										
16	Interfund Loans Payable (Repayment of Loans)	411										
17	Notes and Warrants Payable	433										
18	Other Current Liabilities	499										
19	<b>Total Other Disbursements</b>		0	0	0	0	0	0	0	0	0	
20	<b>Total Direct Disbursements, Other Uses, &amp; Other Disbursements</b>		16,067,904	0	0	0	0	1,696,888	0	0	0	
21	<b>ENDING CASH BALANCE ON HAND June 30, 2022 <sup>7</sup> (Without Student Activity Funds)</b>		5,736,247	0	0	10,115	0	4,503,112	0	0	0	
22												
23	<b>Activity Funds BEGINNING CASH BALANCE ON HAND July 1, 2021 <sup>7</sup></b>		105,308									
24	<b>Total Direct Receipts &amp; Other Sources <sup>8</sup></b>		26,000									
25	<b>Total Amount Available</b>		131,308									
26	<b>Total Direct Disbursements &amp; Other Uses <sup>9</sup></b>		23,809									
27	<b>Activity funds ENDING CASH BALANCE ON HAND June 30, 2022 <sup>7</sup></b>		107,499									
28												
29	<b>Total BEGINNING CASH BALANCE ON HAND July 1, 2021 <sup>7</sup> (With Student Activity Funds)</b>		13,113,610	0	0	10,115	0	0	0	0	0	
30	<b>Total Direct Receipts &amp; Other Sources <sup>8</sup></b>		8,821,849	0	0	0	0	6,200,000	0	0	0	
31	<b>Total Other Receipts</b>		0	0	0	0	0	0	0	0	0	
32	<b>Total Direct Receipts, Other Sources, &amp; Other Receipts</b>		8,821,849	0	0	0	0	6,200,000	0	0	0	
33	<b>Total Amount Available</b>		21,935,459	0	0	10,115	0	6,200,000	0	0	0	
34	<b>Total Direct Disbursements &amp; Other Uses <sup>9</sup></b>		16,091,713	0	0	0	0	1,696,888	0	0	0	
35	<b>Total Other Disbursements</b>		0	0	0	0	0	0	0	0	0	
36	<b>Total Direct Disbursements, Other Uses, &amp; Other Disbursements</b>		16,091,713	0	0	0	0	1,696,888	0	0	0	
37	<b>Total ENDING CASH BALANCE ON HAND June 30, 2022 <sup>7</sup> (With Student Activity Funds)</b>		5,843,746	0	0	10,115	0	4,503,112	0	0	0	

	A	B	C	D	E	F	G	H	I	J	K
1			(10)	(20)	(30)	(40)	(50)	(60)	(70)	(80)	(90)
2	Description: Enter Whole Numbers Only	Acct #	Educational	Operations & Maintenance	Debt Service	Transportation	Municipal Retirement/ Social Security	Capital Projects	Working Cash	Tort	Fire Prevention & Safety
3	<b>RECEIPTS/REVENUES FROM LOCAL SOURCES (1000)</b>										
4	<b>AD VALOREM TAXES LEVIED BY LOCAL EDUCATION AGENCY</b>	<b>1100</b>									
5	Designated Purposes Levies <sup>11 (1110-1120)</sup>	-									
6	Leasing Purposes Levy <sup>12</sup>	1130									
7	Special Education Purposes Levy	1140									
8	FICA and Medicare Only Levies	1150									
9	Area Vocational Construction Purposes Levy	1160									
10	Summer School Purposes Levy	1170									
11	Other Tax Levies (Describe & Itemize)	1190									
12	<b>Total Ad Valorem Taxes Levied by District</b>		<b>0</b>	<b>0</b>	<b>0</b>	<b>0</b>	<b>0</b>	<b>0</b>	<b>0</b>	<b>0</b>	<b>0</b>
13	<b>PAYMENTS IN LIEU OF TAXES</b>	<b>1200</b>									
14	Mobile Home Privilege Tax	1210									
15	Payments from Local Housing Authority	1220									
16	Corporate Personal Property Replacement Taxes <sup>13</sup>	1230									
17	Other Payments in Lieu of Taxes (Describe & Itemize)	1290									
18	<b>Total Payments in Lieu of Taxes</b>		<b>0</b>	<b>0</b>	<b>0</b>	<b>0</b>	<b>0</b>	<b>0</b>	<b>0</b>	<b>0</b>	<b>0</b>
19	<b>TUITION</b>	<b>1300</b>									
20	Regular Tuition from Pupils or Parents (In State)	1311									
21	Regular Tuition from Other Districts (In State)	1312									
22	Regular Tuition from Other Sources (In State)	1313									
23	Regular Tuition from Other Sources (Out of State)	1314									
24	Summer School Tuition from Pupils or Parents (In State)	1321	78,125								
25	Summer School Tuition from Other Districts (In State)	1322									
26	Summer School Tuition from Other Sources (In State)	1323									
27	Summer School Tuition from Other Sources (Out of State)	1324									
28	CTE Tuition from Pupils or Parents (In State)	1331	4,217,429								
29	CTE Tuition from Other Districts (In State)	1332	104,433								
30	CTE Tuition from Other Sources (In State)	1333									
31	CTE Tuition from Other Sources (Out of State)	1334									
32	Special Education Tuition from Pupils or Parents (In State)	1341									
33	Special Education Tuition from Other Districts (In State)	1342									
34	Special Education Tuition from Other Sources (In State)	1343									
35	Special Education Tuition from Other Sources (Out of State)	1344									
36	Adult Tuition from Pupils or Parents (In State)	1351									
37	Adult Tuition from Other Districts (In State)	1352									
38	Adult Tuition from Other Sources (In State)	1353									
39	Adult Tuition from Other Sources (Out of State)	1354									
40	<b>Total Tuition</b>		<b>4,399,987</b>								
41	<b>TRANSPORTATION FEES</b>	<b>1400</b>									
42	Regular Transportation Fees from Pupils or Parents (In State)	1411									
43	Regular Transportation Fees from Other Districts (In State)	1412									
44	Regular Transportation Fees from Other Sources (In State)	1413									
45	Regular Transportation Fees from Co-curricular Activities (In State)	1415									
46	Regular Transportation Fees from Other Sources (Out of State)	1416									
47	Summer School Transportation Fees from Pupils or Parents (In State)	1421									
48	Summer School Transportation Fees from Other Districts (In State)	1422									
49	Summer School Transportation Fees from Other Sources (In State)	1423									
50	Summer School Transportation Fees from Other Sources (Out of State)	1424									
51	CTE Transportation Fees from Pupils or Parents (In State)	1431									
52	CTE Transportation Fees from Other Districts (In State)	1432									
53	CTE Transportation Fees from Other Sources (In State)	1433									
54	CTE Transportation Fees from Other Sources (Out of State)	1434									
55	Special Education Transportation Fees from Pupils or Parents (In State)	1441									
56	Special Education Transportation Fees from Other Districts (In State)	1442									

1	A	B	C	D	E	F	G	H	I	J	K
			(10)	(20)	(30)	(40)	(50)	(60)	(70)	(80)	(90)
2	Description: Enter Whole Numbers Only	Acct #	Educational	Operations & Maintenance	Debt Service	Transportation	Municipal Retirement/ Social Security	Capital Projects	Working Cash	Tort	Fire Prevention & Safety
57	Special Education Transportation Fees from Other Sources (In State)	1443									
58	Special Education Transportation Fees from Other Sources (Out of State)	1444									
59	Adult Transportation Fees from Pupils or Parents (In State)	1451									
60	Adult Transportation Fees from Other Districts (In State)	1452									
61	Adult Transportation Fees from Other Sources (In State)	1453									
62	Adult Transportation Fees from Other Sources (Out of State)	1454									
63	<b>Total Transportation Fees</b>					0					
64	<b>EARNINGS ON INVESTMENTS</b>	<b>1500</b>									
65	Interest on Investments	1510	1,200								
66	Gain or Loss on Sale of Investments	1520									
67	<b>Total Earnings on Investments</b>		1,200	0	0	0	0	0	0	0	0
68	<b>FOOD SERVICE</b>	<b>1600</b>									
69	Sales to Pupils - Lunch	1611									
70	Sales to Pupils - Breakfast	1612									
71	Sales to Pupils - A la Carte	1613									
72	Sales to Pupils - Other (Describe & Itemize)	1614									
73	Sales to Adults	1620									
74	Other Food Service (Describe & Itemize)	1690									
75	<b>Total Food Service</b>		0								
76	<b>DISTRICT/SCHOOL ACTIVITY INCOME</b>	<b>1700</b>									
77	Admissions - Athletic	1711									
78	Admissions - Other	1719									
79	Fees	1720	94,900								
80	Book Store Sales	1730									
81	Other District/School Activity Revenue (Describe & Itemize)	1790	17,500								
82	Student Activity Fund Revenues	1799	26,000								
83	<b>Total District/School Activity Income (without Student Activity Funds 1799)</b>		112,400	0							
84	<b>Total District/School Activity Income (with Student Activity Funds 1799)</b>		138,400								
85	<b>TEXTBOOK INCOME</b>	<b>1800</b>									
86	Rentals - Regular Textbooks	1811									
87	Rentals - Summer School Textbooks	1812									
88	Rentals - Adult/Continuing Education Textbooks	1813									
89	Rentals - Other (Describe)	1819									
90	Sales - Regular Textbooks	1821	75,900								
91	Sales - Summer School Textbooks	1822									
92	Sales - Adult/Continuing Education Textbooks	1823									
93	Sales - Other (Describe & Itemize)	1829									
94	Other (Describe & Itemize)	1890									
95	<b>Total Textbooks</b>		75,900								
96	<b>OTHER REVENUE FROM LOCAL SOURCES</b>	<b>1900</b>									
97	Rentals	1910	358,532								
98	Contributions and Donations from Private Sources	1920									
99	Impact Fees from Municipal or County Governments	1930									
100	Services Provided Other Districts	1940	150,791								
101	Refund of Prior Years' Expenditures	1950									
102	Payments of Surplus Moneys from TIF Districts	1960									
103	Drivers' Education Fees	1970									
104	Proceeds from Vendors' Contracts	1980									
105	School Facility Occupation Tax Proceeds	1983									
106	Payment from Other Districts	1991									
107	Sale of Vocational Projects	1992									
108	Other Local Fees (Describe & Itemize)	1993									
109	Other Local Revenues (Describe & Itemize)	1999	47,210								
110	<b>Total Other Revenue from Local Sources</b>		556,533	0	0	0	0	0	0	0	0

	A	B	C	D	E	F	G	H	I	J	K
1			(10)	(20)	(30)	(40)	(50)	(60)	(70)	(80)	(90)
2	Description: Enter Whole Numbers Only	Acct #	Educational	Operations & Maintenance	Debt Service	Transportation	Municipal Retirement/ Social Security	Capital Projects	Working Cash	Tort	Fire Prevention & Safety
111	Total Receipts/Revenues from Local Sources (without Student Activity Funds 1799)	1000	5,146,020	0	0	0	0	0	0	0	0
112	Total Receipts/Revenues from Local Sources (with Student Activity Funds 1799)		5,172,020								
<b>FLOW-THROUGH RECEIPTS/REVENUES FROM ONE DISTRICT TO ANOTHER DISTRICT (2000)</b>											
113	Flow-Through Revenue from State Sources	2100									
115	Flow-Through Revenue from Federal Sources	2200									
116	Other Flow-Through Revenue (Describe & Itemize)	2300									
117	Total Flow-Through Receipts/Revenues From One District to Another District	2000	0	0		0	0				
<b>RECEIPTS/REVENUES FROM STATE SOURCES (3000)</b>											
<b>UNRESTRICTED GRANTS-IN-AID (3001-3099)</b>											
119	Evidence Based Funding Formula (Section 18-8.15)	3001									
121	Reorganization Incentives (Accounts 3005-3021)	3005									
122	Fast Growth District Grants	3030									
123	Other Unrestricted Grants-In-Aid From State Sources (Describe & Itemize)	3099									
124	Total Unrestricted Grants-In-Aid		0	0	0	0	0	0		0	0
<b>RESTRICTED GRANTS-IN-AID (3100-3900)</b>											
<b>SPECIAL EDUCATION</b>											
126	Special Education - Private Facility Tuition	3100									
127	Special Education - Funding for Children Requiring Sp Ed Services	3105									
128	Special Education - Personnel	3110									
129	Special Education - Orphanage - Individual	3120									
130	Special Education - Orphanage - Summer Individual	3130									
131	Special Education - Summer School	3145									
132	Special Education - Other (Describe & Itemize)	3199									
133	Total Special Education		0	0		0					
<b>CAREER AND TECHNICAL EDUCATION (CTE)</b>											
134	CTE - Technical Education - Tech Prep	3200									
135	CTE - Secondary Program Improvement (CTEI)	3220	2,456,869								
136	CTE - WECEP	3225									
137	CTE - Agriculture Education	3235									
138	CTE - Instructor Practicum	3240									
139	CTE - Student Organizations	3270									
140	CTE - Other (Describe & Itemize)	3299									
141	Total Career and Technical Education		2,456,869	0			0				
<b>BILINGUAL EDUCATION</b>											
142	Bilingual Education - Downstate - TPI and TBE	3305									
143	Bilingual Education - Downstate - Transitional Bilingual Education	3310									
144	Total Bilingual Education		0				0				
145	State Free Lunch & Breakfast	3360									
146	School Breakfast Initiative	3365									
147	Driver Education	3370									
148	Adult Education (from ICCB)	3410									
149	Adult Education - Other (Describe & Itemize)	3499									
<b>TRANSPORTATION</b>											
150	Transportation - Regular and Vocational	3500									
151	Transportation - Special Education	3510									
152	Transportation - Other (Describe & Itemize)	3599									
153	Total Transportation		0	0		0	0				
154	Learning Improvement - Change Grants	3610									



1	A	B	C	D	E	F	G	H	I	J	K
2	Description: Enter Whole Numbers Only	Acct #	(10) Educational	(20) Operations & Maintenance	(30) Debt Service	(40) Transportation	(50) Municipal Retirement/ Social Security	(60) Capital Projects	(70) Working Cash	(80) Tort	(90) Fire Prevention & Safety
159	Scientific Literacy	3660									
160	Truant Alternative/Optional Education	3695									
161	Early Childhood - Block Grant	3705									
162	Chicago General Education Block Grant	3766									
163	Chicago Educational Services Block Grant	3767									
164	School Safety & Educational Improvement Block Grant	3775									
165	Technology - Technology for Success	3780									
166	State Charter Schools	3815									
167	Extended Learning Opportunities - Summer Bridges	3825									
168	Infrastructure Improvements - Planning/Construction	3920									
169	School Infrastructure - Maintenance Projects	3925									
170	Other Restricted Revenue from State Sources (Describe & Itemize)	3999									
171	<b>Total Restricted Grants-In-Aid</b>		2,456,869	0	0	0	0	0	0	0	0
172	<b>Total Receipts/Revenues from State Sources</b>	3000	2,456,869	0	0	0	0	0	0	0	0
173	<b>RECEIPTS/REVENUES FROM FEDERAL SOURCES (4000)</b>										
174	<b>UNRESTRICTED GRANTS-IN-AID RECEIVED DIRECTLY FROM FEDERAL GOVT. (4001-4009)</b>										
175	Federal Impact Aid	4001									
176	Other Unrestricted Grants-In-Aid Received Directly from the Federal Govt. (Describe & Itemize)	4009									
177	<b>Total Unrestricted Grants-In-Aid Received Directly from Fed Govt</b>		0	0	0	0	0	0	0	0	0
178	<b>RESTRICTED GRANTS-IN-AID RECEIVED DIRECTLY FROM FEDERAL GOVT (4045-4090)</b>										
179	Head Start	4045									
180	Construction (Impact Aid)	4050									
181	MAGNET	4060									
182	Other Restricted Grants-In-Aid Received Directly from Federal Govt. (Describe & Itemize)	4090									
183	<b>Total Restricted Grants-In-Aid Received Directly from Federal Govt.</b>		0	0		0	0	0			0
184	<b>RESTRICTED GRANTS-IN-AID RECEIVED FROM FEDERAL GOVT. THRU THE STATE (4100-4999)</b>										
185	<b>TITLE V</b>										
186	Title V - Flexibility and Accountability	4100									
187	Title V - SEA Projects	4105									
188	Title V - Rural Education Initiative (REI)	4107									
189	Title V - Other (Describe & Itemize)	4199									
190	<b>Total Title V</b>		0	0		0	0				
191	<b>FOOD SERVICE</b>										
192	Breakfast Start-Up Expansion	4200									
193	National School Lunch Program	4210									
194	Special Milk Program	4215									
195	School Breakfast Program	4220									
196	Summer Food Service Admin/Program	4225									
197	Child and Adult Care Food Program	4226									
198	Fresh Fruit and Vegetables	4240									
199	Food Service - Other (Describe & Itemize)	4299									
200	<b>Total Food Service</b>		0				0				
201	<b>TITLE I</b>										
202	Title I - Low Income	4300									
203	Title I - Low Income - Neglected, Private	4305									
204	Title I - Migrant Education	4340									
205	Title I - Other (Describe & Itemize)	4399									
206	<b>Total Title I</b>		0	0		0	0				

1	A	B	C	D	E	F	G	H	I	J	K
2	Description: Enter Whole Numbers Only	Acct #	(10) Educational	(20) Operations & Maintenance	(30) Debt Service	(40) Transportation	(50) Municipal Retirement/ Social Security	(60) Capital Projects	(70) Working Cash	(80) Tort	(90) Fire Prevention & Safety
207	<b>TITLE IV</b>										
208	Title IV - Student Support & Academic Enrichment Grant	4400									
209	Title IV - 21st Century	4421									
210	Title IV - Other (Describe & Itemize)	4499									
211	<b>Total Title IV</b>		0	0		0	0				
212	<b>FEDERAL - SPECIAL EDUCATION</b>										
213	Federal Special Education - Preschool Flow-Through	4600									
214	Federal Special Education - Preschool Discretionary	4605									
215	Federal Special Education - IDEA Flow Through	4620									
216	Federal Special Education - IDEA Room & Board	4625									
217	Federal Special Education - IDEA Discretionary	4630									
218	Federal Special Education - IDEA - Other (Describe & Itemize)	4699									
219	<b>Total Federal Special Education</b>		0	0		0	0				
220	<b>CTE - PERKINS</b>										
221	CTE - Perkins-Title IIIIE Tech Prep	4770									
222	CTE - Other (Describe & Itemize)	4799	1,052,480								
223	<b>Total CTE - Perkins</b>		1,052,480	0			0				
224	Federal - Adult Education	4810									
225	ARRA - General State Aid - Education Stabilization	4850									
226	ARRA - Title I - Low Income	4851									
227	ARRA - Title I - Neglected, Private	4852									
228	ARRA - Title I - Delinquent, Private	4853									
229	ARRA - Title I - School Improvement (Part A)	4854									
230	ARRA - Title I - School Improvement (Section 1003g)	4855									
231	ARRA - IDEA - Part B - Preschool	4856									
232	ARRA - IDEA - Part B - Flow-Through	4857									
233	ARRA - Title IID - Technology - Formula	4860									
234	ARRA - Title IID - Technology - Competitive	4861									
235	ARRA - McKinney - Vento Homeless Education	4862									
236	ARRA - Child Nutrition Equipment Assistance	4863									
237	Impact Aid Formula Grants	4864									
238	Impact Aid Competitive Grants	4865									
239	Qualified Zone Academy Bond Tax Credits	4866									
240	Qualified School Construction Bond Credits	4867									
241	Build America Bond Tax Credits	4868									
242	Build America Bond Interest Reimbursement	4869									
243	ARRA - General State Aid - Other Government Services Stabilization	4870									
244	Other ARRA Funds - II	4871									
245	Other ARRA Funds - III	4872									
246	Other ARRA Funds - IV	4873									
247	Other ARRA Funds - V	4874									
248	ARRA - Early Childhood	4875									
249	Other ARRA Funds - VII	4876									
250	Other ARRA Funds - VIII	4877									
251	Other ARRA Funds - IX	4878									
252	Other ARRA Funds - X	4879									
253	Other ARRA Funds - Ed Job Fund Program	4880									
254	<b>Total Stimulus Programs</b>		0	0	0	0	0	0		0	0
255	Race to the Top Program	4901									
256	Race to the Top - Preschool Expansion Grant	4902									
257	Title III - Instruction for English Learners & Immigrant Students	4905									
258	Title III - English Language Acquisition	4909									
259	McKinney Education for Homeless Children	4920									
260	Title II - Eisenhower - Professional Development Formula	4930									

ESTIMATED RECEIPTS/REVENUES

1	A	B	C	D	E	F	G	H	I	J	K
2	Description: Enter Whole Numbers Only	Acct #	(10) Educational	(20) Operations & Maintenance	(30) Debt Service	(40) Transportation	(50) Municipal Retirement/ Social Security	(60) Capital Projects	(70) Working Cash	(80) Tort	(90) Fire Prevention & Safety
261	Title II - Teacher Quality	4932									
262	Federal Charter Schools	4960									
263	State Assessment Grants	4981									
264	Grant for State Assessments and Related Activities	4982									
265	Medicaid Matching Funds - Administrative Outreach	4991									
266	Medicaid Matching Funds - Fee-For-Service Program	4992									
267	Other Restricted Grants Received from Federal Government through State (Describe & Itemize)	4998	140,480								
268	<b>Total Restricted Grants-In-Aid Received from Federal Govt. Thru the State</b>		1,192,960	0	0	0	0	0		0	0
269	<b>TOTAL RECEIPTS/REVENUES FROM FEDERAL SOURCES</b>	4000	1,192,960	0	0	0	0	0	0	0	0
270	<b>TOTAL DIRECT RECEIPTS/REVENUES (without Student Activity Funds 1799)</b>		8,795,849	0	0	0	0	0	0	0	0
271	<b>TOTAL DIRECT RECEIPTS/REVENUES (with Student Activity Funds 1799)</b>		8,821,849								

1	A	B	C	D	E	F	G	H	I	J	K
2	Description: Enter Whole Numbers Only	Funct #	(100) Salaries	(200) Employee Benefits	(300) Purchased Services	(400) Supplies & Materials	(500) Capital Outlay	(600) Other Objects	(700) Non-Capitalized Equipment	(800) Termination Benefits	(900) Total
3	<b>10 - EDUCATIONAL FUND (ED)</b>										
4	<b>INSTRUCTION (ED)</b>	<b>1000</b>									
5	Regular Programs	1100									0
6	Tuition Payment to Charter Schools	1115									0
7	Pre-K Programs	1125									0
8	Special Education Programs (Functions 1200 - 1220)	1200									0
9	Special Education Programs Pre-K	1225									0
10	Remedial and Supplemental Programs K-12	1250									0
11	Remedial and Supplemental Programs Pre-K	1275									0
12	Adult/Continuing Education Programs	1300									0
13	CTE Programs	1400	2,009,650	477,264	154,402	418,882	162,246	5,388	0	0	3,227,832
14	Interscholastic Programs	1500									0
15	Summer School Programs	1600	51,266	1,526	0	6,800	0	0	0	0	59,592
16	Gifted Programs	1650									0
17	Driver's Education Programs	1700									0
18	Bilingual Programs	1800									0
19	Truant Alternative & Optional Programs	1900									0
20	Pre-K Programs - Private Tuition	1910									0
21	Regular K-12 Programs Private Tuition	1911									0
22	Special Education Programs K-12 Private Tuition	1912									0
23	Special Education Programs Pre-K Tuition	1913									0
24	Remedial/Supplemental Programs K-12 Private Tuition	1914									0
25	Remedial/Supplemental Programs Pre-K Private Tuition	1915									0
26	Adult/Continuing Education Programs Private Tuition	1916									0
27	CTE Programs Private Tuition	1917									0
28	Interscholastic Programs Private Tuition	1918									0
29	Summer School Programs Private Tuition	1919									0
30	Gifted Programs Private Tuition	1920									0
31	Bilingual Programs Private Tuition	1921									0
32	Truants Alternative/Opt Ed Programs Private Tuition	1922									0
33	Student Activity Fund Expenditures	1999						23,809			23,809
34	<b>Total Instruction<sup>14</sup> (Without Student Activity Funds 1999)</b>	<b>1000</b>	<b>2,060,916</b>	<b>478,790</b>	<b>154,402</b>	<b>425,682</b>	<b>162,246</b>	<b>5,388</b>	<b>0</b>	<b>0</b>	<b>3,287,424</b>
35	<b>Total Instruction<sup>14</sup> (With Student Activity Funds 1999)</b>	<b>1000</b>	<b>2,060,916</b>	<b>478,790</b>	<b>154,402</b>	<b>425,682</b>	<b>162,246</b>	<b>29,197</b>	<b>0</b>	<b>0</b>	<b>3,311,233</b>
36	<b>SUPPORT SERVICES (ED)</b>	<b>2000</b>									
37	<b>Support Services - Pupil</b>	<b>2100</b>									
38	Attendance & Social Work Services	2110									0
39	Guidance Services	2120	55,152	29,374	0	0	0	0	0	0	84,526
40	Health Services	2130	27,438	15,538	60	3,340	0	100	0	0	46,476
41	Psychological Services	2140									0
42	Speech Pathology & Audiology Services	2150									0
43	Other Support Services - Pupils (Describe & Itemize)	2190	392,928	152,537	7,800	5,000	0	1,000	0	0	559,265
44	<b>Total Support Services - Pupil</b>	<b>2100</b>	<b>475,518</b>	<b>197,449</b>	<b>7,860</b>	<b>8,340</b>	<b>0</b>	<b>1,100</b>	<b>0</b>	<b>0</b>	<b>690,267</b>
45	<b>Support Services - Instructional Staff</b>	<b>2200</b>									
46	Improvement of Instruction Services	2210	153,606	32,329	25,175	8,500	0	600	0	0	220,210
47	Educational Media Services	2220									0
48	Assessment & Testing	2230	0	0	6,123	0	0	0	0	0	6,123
49	<b>Total Support Services - Instructional Staff</b>	<b>2200</b>	<b>153,606</b>	<b>32,329</b>	<b>31,298</b>	<b>8,500</b>	<b>0</b>	<b>600</b>	<b>0</b>	<b>0</b>	<b>226,333</b>
50	<b>Support Services - General Administration</b>	<b>2300</b>									
51	Board of Education Services	2310	0	0	219,105	2,000	0	0	0	0	221,105
52	Executive Administration Services	2320	240,269	101,875	11,519	2,600	0	3,000	0	0	359,263
53	Special Area Administration Services	2330									0
54	Tort Immunity Services	2360 - 2370									0
55	<b>Total Support Services - General Administration</b>	<b>2300</b>	<b>240,269</b>	<b>101,875</b>	<b>230,624</b>	<b>4,600</b>	<b>0</b>	<b>3,000</b>	<b>0</b>	<b>0</b>	<b>580,368</b>
56	<b>Support Services - School Administration</b>	<b>2400</b>									
57	Office of the Principal Services	2410	180,353	77,765	8,400	7,000	0	1,700	0	0	275,218
58	Other Support Services - School Administration (Describe & Itemize)	2490									0

1	A	B	C	D	E	F	G	H	I	J	K
2	Description: Enter Whole Numbers Only	Funct #	(100) Salaries	(200) Employee Benefits	(300) Purchased Services	(400) Supplies & Materials	(500) Capital Outlay	(600) Other Objects	(700) Non-Capitalized Equipment	(800) Termination Benefits	(900) Total
59	<b>Total Support Services - School Administration</b>	<b>2400</b>	180,353	77,765	8,400	7,000	0	1,700	0	0	275,218
60	<b>Support Services - Business</b>	<b>2500</b>									
61	Direction of Business Support Services	2510	194,963	83,938	8,100	1,500	0	2,500	0	0	291,001
62	Fiscal Services	2520	37,970	5,323	0	0	0	0	0	0	43,293
63	Operation & Maintenance of Plant Services	2540	226,745	105,694	416,509	551,556	620,100	700	0	0	1,921,304
64	Pupil Transportation Services	2550	0	0	100	150	0	0	0	0	250
65	Food Services	2560									0
66	Internal Services	2570	10,880	2,118	103,850	12,000	0	0	0	0	128,848
67	<b>Total Support Services - Business</b>	<b>2500</b>	470,558	197,073	528,559	565,206	620,100	3,200	0	0	2,384,696
68	<b>Support Services - Central</b>	<b>2600</b>									
69	Direction of Central Support Services	2610									0
70	Planning, Research, Development & Evaluation Services	2620									0
71	Information Services	2630	0	0	80,040	1,700	0	100	0	0	81,840
72	Staff Services	2640	0	4,200	0	2,000	0	0	0	0	6,200
73	Data Processing Services	2660	123,537	54,934	71,800	177,549	78,400	300	0	0	506,520
74	<b>Total Support Services - Central</b>	<b>2600</b>	123,537	59,134	151,840	181,249	78,400	400	0	0	594,560
75	<b>Other Support Services (Describe &amp; Itemize)</b>	<b>2900</b>									0
76	<b>Total Support Services</b>	<b>2000</b>	1,643,841	665,625	958,581	774,895	698,500	10,000	0	0	4,751,442
77	<b>COMMUNITY SERVICES (ED)</b>	<b>3000</b>									0
78	<b>PAYMENTS TO OTHER DIST &amp; GOVT UNITS (ED)</b>	<b>4000</b>									
79	<b>Payments to Other Dist &amp; Govt Units (In-State)</b>	<b>4100</b>									
80	Payments for Regular Programs	4110									0
81	Payments for Special Education Programs	4120									0
82	Payments for Adult/Continuing Education Programs	4130									0
83	Payments for CTE Programs	4140						1,829,038			1,829,038
84	Payments for Community College Programs	4170									0
85	Other Payments to In-State Govt Units (Describe & Itemize)	4190									0
86	<b>Total Payments to Other Dist &amp; Govt Units (In-State)</b>	<b>4100</b>			0			1,829,038			1,829,038
87	Payments for Regular Programs - Tuition	4210									0
88	Payments for Special Education Programs - Tuition	4220									0
89	Payments for Adult/Continuing Education Programs - Tuition	4230									0
90	Payments for CTE Programs - Tuition	4240									0
91	Payments for Community College Programs - Tuition	4270									0
92	Payments for Other Programs - Tuition	4280									0
93	Other Payments to In-State Govt Units (Describe & Itemize)	4290									0
94	<b>Total Payments to Other Dist &amp; Govt Units - Tuition (In State)</b>	<b>4200</b>						0			0
95	Payments for Regular Programs - Transfers	4310									0
96	Payments for Special Education Programs - Transfers	4320									0
97	Payments for Adult/Continuing Ed Programs - Transfers	4330									0
98	Payments for CTE Programs - Transfers	4340									0
99	Payments for Community College Program - Transfers	4370									0
100	Payments for Other Programs - Transfers	4380									0
101	Other Payments to In-State Govt Units - Transfers (Describe & Itemize)	4390									0
102	<b>Total Payments to Other Dist &amp; Govt Units-Transfers (In State)</b>	<b>4300</b>			0			0			0
103	Payments to Other Dist & Govt Units (Out of State)	4400									0
104	<b>Total Payments to Other Dist &amp; Govt Units</b>	<b>4000</b>			0			1,829,038			1,829,038
105	<b>DEBT SERVICE (ED)</b>	<b>5000</b>									
106	<b>Debt Service - Interest on Short-Term Debt</b>	<b>5100</b>									
107	Tax Anticipation Warrants	5110									0
108	Tax Anticipation Notes	5120									0
109	Corporate Personal Property Repl Tax Anticipated Notes	5130									0
110	State Aid Anticipation Certificates	5140									0
111	Other Interest on Short-Term Debt (Describe & Itemize)	5150									0
112	<b>Total Debt Service - Interest on Short-Term Debt</b>	<b>5100</b>						0			0
113	<b>Debt Service - Interest on Long-Term Debt</b>	<b>5200</b>									0
114	<b>Total Debt Service</b>	<b>5000</b>						0			0
115	<b>PROVISION FOR CONTINGENCIES (ED)</b>	<b>6000</b>									0

1	A	B	C	D	E	F	G	H	I	J	K
2	Description: Enter Whole Numbers Only	Func #	(100) Salaries	(200) Employee Benefits	(300) Purchased Services	(400) Supplies & Materials	(500) Capital Outlay	(600) Other Objects	(700) Non-Capitalized Equipment	(800) Termination Benefits	(900) Total
116	Total Direct Disbursements/Expenditures (without Student Activity Funds (1999))		3,704,757	1,144,415	1,112,983	1,200,577	860,746	1,844,426	0	0	9,867,904
117	Total Direct Disbursements/Expenditures (with Student Activity Funds (1999))		3,704,757	1,144,415	1,112,983	1,200,577	860,746	1,868,235	0	0	9,891,713
118	Excess (Deficiency) of Receipts/Revenues Over Disbursements/Expenditures (Without Student Activity Funds 1999)										(1,072,055)
119	Excess (Deficiency) of Receipts/Revenues Over Disbursements/Expenditures (With Student Activity Funds 1999)										(1,069,864)
121	<b>20 - OPERATIONS AND MAINTENANCE FUND (O&amp;M)</b>										
122	<b>SUPPORT SERVICES (O&amp;M)</b>	<b>2000</b>									
123	Support Services - Pupil	2100									
124	Other Support Services - Pupils (Describe & Itemize)	2190									0
125	<b>Support Services - Business</b>	<b>2500</b>									
126	Direction of Business Support Services	2510									0
127	Facilities Acquisition & Construction Services	2530									0
128	Operation & Maintenance of Plant Services	2540									0
129	Pupil Transportation Services	2550									0
130	Food Services	2560									0
131	<b>Total Support Services - Business</b>	<b>2500</b>	0	0	0	0	0	0	0	0	0
132	<b>Other Support Services (Describe &amp; Itemize)</b>	<b>2900</b>									0
133	<b>Total Support Services</b>	<b>2000</b>	0	0	0	0	0	0	0	0	0
134	<b>COMMUNITY SERVICES (O&amp;M)</b>	<b>3000</b>									0
135	<b>PAYMENTS TO OTHER DIST &amp; GOVT UNITS (O&amp;M)</b>	<b>4000</b>									
136	<b>Payments to Other Dist &amp; Govt Units (In-State)</b>	<b>4100</b>									
137	Payments for Regular Programs	4110									0
138	Payments for Special Education Programs	4120									0
139	Payments for CTE Program	4140									0
140	Other Payments to In-State Govt Units (Describe & Itemize)	4190									0
141	<b>Total Payments to Other Dist &amp; Govt Units (In-State)</b>	<b>4100</b>			0			0			0
142	Payments to Other Dist & Govt Units (Out of State) <sup>14</sup>	4400									0
143	<b>Total Payments to Other Dist &amp; Govt Unit</b>	<b>4000</b>			0			0			0
144	<b>DEBT SERVICE (O&amp;M)</b>	<b>5000</b>									
145	<b>Debt Service - Interest on Short-Term Debt</b>	<b>5100</b>									
146	Tax Anticipation Warrants	5110									0
147	Tax Anticipation Notes	5120									0
148	Corporate Personal Prop Repl Tax Anticipated Notes	5130									0
149	State Aid Anticipation Certificates	5140									0
150	Other Interest on Short-Term Debt (Describe & Itemize)	5150									0
151	<b>Total Debt Service - Interest on Short-Term Debt</b>	<b>5100</b>						0			0
152	<b>Debt Service - Interest on Long-Term Debt</b>	<b>5200</b>									0
153	<b>Total Debt Service</b>	<b>5000</b>						0			0
154	<b>PROVISION FOR CONTINGENCIES (O&amp;M)</b>	<b>6000</b>									0
155	<b>Total Direct Disbursements/Expenditures</b>		0	0	0	0	0	0	0	0	0
156	Excess (Deficiency) of Receipts/Revenues Over Disbursements/Expenditures										0
157											
158	<b>30 - DEBT SERVICE FUND (DS)</b>										
159	<b>PAYMENTS TO OTHER DIST &amp; GOVT UNITS (DS)</b>	<b>4000</b>									
160	<b>Payments to Other Dist &amp; Govt Units (In-State)</b>	<b>4100</b>									
161	Payments for Regular Programs	4110									0
162	Payments for Special Education Programs	4120									0
163	Other Payments to In-State Govt Units (Describe & Itemize)	4190									0
164	<b>Total Payments to Other Dist &amp; Govt Units (In-State)</b>	<b>4000</b>						0			0
165	<b>DEBT SERVICE (DS)</b>	<b>5000</b>									
166	<b>Debt Service - Interest on Short-Term Debt</b>	<b>5100</b>									
167	Tax Anticipation Warrants	5110									0

1	A	B	C	D	E	F	G	H	I	J	K
2	Description: Enter Whole Numbers Only	Func #	(100) Salaries	(200) Employee Benefits	(300) Purchased Services	(400) Supplies & Materials	(500) Capital Outlay	(600) Other Objects	(700) Non-Capitalized Equipment	(800) Termination Benefits	(900) Total
168	Tax Anticipation Notes	5120									0
169	Corporate Personal Prop Repl Tax Anticipation Notes	5130									0
170	State Aid Anticipation Certificates	5140									0
171	Other Interest on Short-Term Debt <i>(Describe &amp; Itemize)</i>	5150									0
172	<b>Total Debt Service - Interest On Short-Term Debt</b>	<b>5100</b>						0			0
173	<b>Debt Service - Interest on Long-Term Debt</b>	<b>5200</b>									0
174	Debt Service - Payments of Principal on Long-Term Debt <sup>15</sup> <i>(Lease/Purchase Principal Retired)</i>	5300									0
175	Debt Service Other <i>(Describe &amp; Itemize)</i>	5400									0
176	<b>Total Debt Service</b>	<b>5000</b>			0			0			0
177	<b>PROVISION FOR CONTINGENCIES (DS)</b>	<b>6000</b>									0
178	<b>Total Direct Disbursements/Expenditures</b>				0			0			0
179	<b>Excess (Deficiency) of Receipts/Revenues Over Disbursements/Expenditures</b>										0
180											
181	<b>40 - TRANSPORTATION FUND (TR)</b>										
182	<b>SUPPORT SERVICES (TR)</b>	<b>2000</b>									
183	<b>Support Services - Pupils</b>	<b>2100</b>									
184	Other Support Services - Pupils <i>(Describe &amp; Itemize)</i>	2190									0
185	<b>Support Services - Business</b>										
186	Pupil Transportation Services	2550									0
187	Other Support Services <i>(Describe &amp; Itemize)</i>	2900									0
188	<b>Total Support Services</b>	<b>2000</b>	0	0	0	0	0	0	0	0	0
189	<b>COMMUNITY SERVICES (TR)</b>	<b>3000</b>									0
190	<b>PAYMENTS TO OTHER DIST &amp; GOVT UNITS (TR)</b>	<b>4000</b>									
191	<b>Payments to Other Dist &amp; Govt Units (In-State)</b>	<b>4100</b>									
192	Payments for Regular Program	4110									0
193	Payments for Special Education Programs	4120									0
194	Payments for Adult/Continuing Education Programs	4130									0
195	Payments for CTE Programs	4140									0
196	Payments for Community College Programs	4170									0
197	Other Payments to In-State Govt Units <i>(Describe &amp; Itemize)</i>	4190									0
198	<b>Total Payments to Other Dist &amp; Govt Units (In-State)</b>	<b>4100</b>			0			0			0
199	<b>Payments to Other Dist &amp; Govt Units (Out-of-State) <i>(Describe &amp; Itemize)</i></b>	<b>4400</b>									0
200	<b>Total Payments to Other Dist &amp; Govt Units</b>	<b>4000</b>			0			0			0
201	<b>DEBT SERVICE (TR)</b>	<b>5000</b>									
202	<b>Debt Service - Interest on Short-Term Debt</b>	<b>5100</b>									
203	Tax Anticipation Warrants	5110									0
204	Tax Anticipation Notes	5120									0
205	Corporate Personal Prop Repl Tax Anticipation Notes	5130									0
206	State Aid Anticipation Certificates	5140									0
207	Other Interest on Short-Term Debt <i>(Describe and Itemize)</i>	5150									0
208	<b>Total Debt Service - Interest On Short-Term Debt</b>	<b>5100</b>						0			0
209	<b>Debt Service - Interest on Long-Term Debt</b>	<b>5200</b>									0
210	Debt Service - Payments of Principal on Long-Term Debt <sup>15</sup> <i>(Lease/Purchase Principal Retired)</i>	5300									0
211	Debt Service - Other <i>(Describe and Itemize)</i>	5400									0
212	<b>Total Debt Service</b>	<b>5000</b>						0			0
213	<b>PROVISION FOR CONTINGENCIES (TR)</b>	<b>6000</b>									0
214	<b>Total Direct Disbursements/Expenditures</b>		0	0	0	0	0	0	0	0	0
215	<b>Excess (Deficiency) of Receipts/Revenues Over Disbursements/Expenditures</b>										0
216											
217	<b>50 - MUNICIPAL RETIREMENT/SOC SEC FUND (MR/SS)</b>										
218	<b>INSTRUCTION (MR/SS)</b>	<b>1000</b>									

1	A	B	C	D	E	F	G	H	I	J	K
2	Description: Enter Whole Numbers Only	Func #	(100) Salaries	(200) Employee Benefits	(300) Purchased Services	(400) Supplies & Materials	(500) Capital Outlay	(600) Other Objects	(700) Non-Capitalized Equipment	(800) Termination Benefits	(900) Total
219	Regular Program	1100									0
220	Pre-K Programs	1125									0
221	Special Education Programs (Functions 1200-1220)	1200									0
222	Special Education Programs Pre-K	1225									0
223	Remedial and Supplemental Programs K-12	1250									0
224	Remedial and Supplemental Programs Pre-K	1275									0
225	Adult/Continuing Education Programs	1300									0
226	CTE Programs	1400									0
227	Interscholastic Programs	1500									0
228	Summer School Programs	1600									0
229	Gifted Programs	1650									0
230	Driver's Education Programs	1700									0
231	Bilingual Programs	1800									0
232	Truant Alternative & Optional Programs	1900									0
233	<b>Total Instruction</b>	<b>1000</b>		0							0
234	<b>SUPPORT SERVICES (MR/SS)</b>	<b>2000</b>									
235	<b>Support Services - Pupil</b>	<b>2100</b>									
236	Attendance & Social Work Services	2110									0
237	Guidance Services	2120									0
238	Health Services	2130									0
239	Psychological Services	2140									0
240	Speech Pathology & Audiology Services	2150									0
241	Other Support Services - Pupils (Describe & Itemize)	2190									0
242	<b>Total Support Services - Pupil</b>	<b>2100</b>		0							0
243	<b>Support Services - Instructional Staff</b>	<b>2200</b>									
244	Improvement of Instruction Services	2210									0
245	Educational Media Services	2220									0
246	Assessment & Testing	2230									0
247	<b>Total Support Services - Instructional Staff</b>	<b>2200</b>		0							0
248	<b>Support Services - General Administration</b>	<b>2300</b>									
249	Board of Education Services	2310									0
250	Executive Administration Services	2320									0
251	Special Area Administrative Services	2330									0
252	Claims Paid from Self Insurance Fund	2361									0
253	Workers' Compensation or Workers' Occupation Disease Acts Payments	2362									0
254	Unemployment Insurance Payments	2363									0
255	Insurance Payments (regular or self-insurance)	2364									0
256	Risk Management and Claims Services Payments	2365									0
257	Judgment and Settlements	2366									0
258	Educatl, Inspectl, Supervisory Serv. Related to Loss Prevention or Reduction	2367									0
259	Reciprocal Insurance Payments	2368									0
260	Legal Service	2369									0
261	<b>Total Support Services - General Administration</b>	<b>2300</b>		0							0
262	<b>Support Services - School Administration</b>	<b>2400</b>									
263	Office of the Principal Services	2410									0
264	Other Support Services - School Administration (Describe & Itemize)	2490									0
265	<b>Total Support Services - School Administration</b>	<b>2400</b>		0							0
266	<b>Support Services - Business</b>	<b>2500</b>									
267	Direction of Business Support Services	2510									0
268	Fiscal Services	2520									0
269	Facilities Acquisition & Construction Services	2530									0
270	Operation & Maintenance of Plant Service	2540									0
271	Pupil Transportation Services	2550									0
272	Food Services	2560									0
273	Internal Services	2570									0
274	<b>Total Support Services - Business</b>	<b>2500</b>		0							0
275	<b>Support Services - Central</b>	<b>2600</b>									



1	A	B	C	D	E	F	G	H	I	J	K
2	Description: Enter Whole Numbers Only	Funct #	(100) Salaries	(200) Employee Benefits	(300) Purchased Services	(400) Supplies & Materials	(500) Capital Outlay	(600) Other Objects	(700) Non-Capitalized Equipment	(800) Termination Benefits	(900) Total
276	Direction of Central Support Services	2610									0
277	Planning, Research, Development & Evaluation Services	2620									0
278	Information Services	2630									0
279	Staff Services	2640									0
280	Data Processing Services	2660									0
281	<b>Total Support Services - Central</b>	<b>2600</b>		0							0
282	<b>Other Support Services (Describe &amp; Itemize)</b>	<b>2900</b>									0
283	<b>Total Support Services</b>	<b>2000</b>		0							0
284	<b>COMMUNITY SERVICES (MR/SS)</b>	<b>3000</b>									0
285	<b>PAYMENTS TO OTHER DIST &amp; GOVT UNITS (MR/SS)</b>	<b>4000</b>									0
286	Payments for Regular Programs	4110									0
287	Payments for Special Education Programs	4120									0
288	Payments for CTE Programs	4140									0
289	<b>Total Payments to Other Dist &amp; Govt Units</b>	<b>4000</b>		0							0
290	<b>DEBT SERVICE (MR/SS)</b>	<b>5000</b>									0
291	<b>Debt Service - Interest on Short-Term Debt</b>	<b>5100</b>									0
292	Tax Anticipation Warrants	5110									0
293	Tax Anticipation Notes	5120									0
294	Corporate Personal Prop Repl Tax Anticipation Notes	5130									0
295	State Aid Anticipation Certificates	5140									0
296	Other (Describe & Itemize)	5150									0
297	<b>Total Debt Service</b>	<b>5000</b>						0			0
298	<b>PROVISION FOR CONTINGENCIES (MR/SS)</b>	<b>6000</b>									0
299	<b>Total Direct Disbursements/Expenditures</b>			0				0			0
300	<b>Excess (Deficiency) of Receipts/Revenues Over Disbursements/Expenditures</b>										0
302	<b>60 - CAPITAL PROJECTS (CP)</b>										
303	<b>SUPPORT SERVICES (CP)</b>	<b>2000</b>									
304	<b>Support Services - Business</b>										
305	Facilities Acquisition & Construction Services	2530			118,388			1,578,500			1,696,888
306	Other Support Services (Describe & Itemize)	2900									0
307	<b>Total Support Services</b>	<b>2000</b>	0	0	118,388	0	0	1,578,500	0		1,696,888
308	<b>PAYMENTS TO OTHER DIST &amp; GOVT UNITS (CP)</b>	<b>4000</b>									
309	<b>Payments to Other Dist &amp; Govt Units (In-State)</b>	<b>4100</b>									
310	Payments to Regular Programs	4110									0
311	Payment for Special Education Programs	4120									0
312	Payment for CTE Programs	4140									0
313	Payments to Other Govt Units (In-State) (Describe & Itemize)	4190									0
314	<b>Total Payments to Other Districts &amp; Govt Units</b>	<b>4000</b>			0			0			0
315	<b>PROVISION FOR CONTINGENCIES (CP)</b>	<b>6000</b>									0
316	<b>Total Direct Disbursements/Expenditures</b>		0	0	118,388	0	0	1,578,500	0		1,696,888
317	<b>Excess (Deficiency) of Receipts/Revenues Over Disbursements/Expenditures</b>										(1,696,888)
319	<b>70 WORKING CASH FUND (WC)</b>										
321	<b>80 - TORT FUND (TF)</b>										
322	<b>INSTRUCTION (TF)</b>	<b>1000</b>									
323	Regular Programs	1100									0
324	Tuition Payment to Charter Schools	1115									0
325	Pre-K Programs	1125									0
326	Special Education Programs (Functions 1200 - 1220)	1200									0
327	Special Education Programs Pre-K	1225									0
328	Remedial and Supplemental Programs K-12	1250									0
329	Remedial and Supplemental Programs Pre-K	1275									0
330	Adult/Continuing Education Programs	1300									0
331	CTE Programs	1400									0

1	A	B	C	D	E	F	G	H	I	J	K
2	Description: Enter Whole Numbers Only	Funct #	(100) Salaries	(200) Employee Benefits	(300) Purchased Services	(400) Supplies & Materials	(500) Capital Outlay	(600) Other Objects	(700) Non-Capitalized Equipment	(800) Termination Benefits	(900) Total
332	Interscholastic Programs	1500									0
333	Summer School Programs	1600									0
334	Gifted Programs	1650									0
335	Driver's Education Programs	1700									0
336	Bilingual Programs	1800									0
337	Truant Alternative & Optional Programs	1900									0
338	Pre-K Programs - Private Tuition	1910									0
339	Regular K-12 Programs Private Tuition	1911									0
340	Special Education Programs K-12 Private Tuition	1912									0
341	Special Education Programs Pre-K Tuition	1913									0
342	Remedial/Supplemental Programs K-12 Private Tuition	1914									0
343	Remedial/Supplemental Programs Pre-K Private Tuition	1915									0
344	Adult/Continuing Education Programs Private Tuition	1916									0
345	CTE Programs Private Tuition	1917									0
346	Interscholastic Programs Private Tuition	1918									0
347	Summer School Programs Private Tuition	1919									0
348	Gifted Programs Private Tuition	1920									0
349	Bilingual Programs Private Tuition	1921									0
350	Truants Alternative/Opt Ed Programs Private Tuition	1922									0
351	<b>Total Instruction<sup>14</sup></b>	<b>1000</b>	0	0	0	0	0	0	0	0	0
352	<b>SUPPORT SERVICES (TF)</b>	<b>2000</b>									
353	<b>Support Services - Pupil</b>	<b>2100</b>									
354	Attendance & Social Work Services	2110									0
355	Guidance Services	2120									0
356	Health Services	2130									0
357	Psychological Services	2140									0
358	Speech Pathology & Audiology Services	2150									0
359	Other Support Services - Pupils (Describe & Itemize)	2190									0
360	<b>Total Support Services - Pupil</b>	<b>2100</b>	0	0	0	0	0	0	0	0	0
361	<b>Support Services - Instructional Staff</b>	<b>2200</b>									
362	Improvement of Instruction Services	2210									0
363	Educational Media Services	2220									0
364	Assessment & Testing	2230									0
365	<b>Total Support Services - Instructional Staff</b>	<b>2200</b>	0	0	0	0	0	0	0	0	0
366	<b>Support Services - General Administration</b>	<b>2300</b>									
367	Board of Education Services	2310									0
368	Executive Administration Services	2320									0
369	Special Area Administration Services	2330									0
370	Claims Paid from Self Insurance Fund	2361									0
371	Risk Management and Claims Services Payments	2365									0
372	<b>Total Support Services - General Administration</b>	<b>2300</b>	0	0	0	0	0	0	0	0	0
373	<b>Support Services - School Administration</b>	<b>2400</b>									
374	Office of the Principal Services	2410									0
375	Other Support Services - School Administration (Describe & Itemize)	2490									0
376	<b>Total Support Services - School Administration</b>	<b>2400</b>	0	0	0	0	0	0	0	0	0
377	<b>Support Services - Business</b>	<b>2500</b>									
378	Direction of Business Support Services	2510									0
379	Fiscal Services	2520									0
380	Operation & Maintenance of Plant Services	2540									0
381	Pupil Transportation Services	2550									0
382	Food Services	2560									0
383	Internal Services	2570									0
384	<b>Total Support Services - Business</b>	<b>2500</b>	0	0	0	0	0	0	0	0	0
385	<b>Support Services - Central</b>	<b>2600</b>									
386	Direction of Central Support Services	2610									0
387	Planning, Research, Development & Evaluation Services	2620									0

1	A	B	C	D	E	F	G	H	I	J	K
2	Description: Enter Whole Numbers Only	Funct #	(100) Salaries	(200) Employee Benefits	(300) Purchased Services	(400) Supplies & Materials	(500) Capital Outlay	(600) Other Objects	(700) Non-Capitalized Equipment	(800) Termination Benefits	(900) Total
388	Information Services	2630									0
389	Staff Services	2640									0
390	Data Processing Services	2660									0
391	<b>Total Support Services - Central</b>	<b>2600</b>	0	0	0	0	0	0	0	0	0
392	<b>Other Support Services (Describe &amp; Itemize)</b>	<b>2900</b>									0
393	<b>Total Support Services</b>	<b>2000</b>	0	0	0	0	0	0	0	0	0
394	<b>COMMUNITY SERVICES (TF)</b>	<b>3000</b>									0
395	<b>PAYMENTS TO OTHER DIST &amp; GOVT UNITS (TF)</b>	<b>4000</b>									
396	<b>Payments to Other Dist &amp; Govt Units (In-State)</b>	<b>4100</b>									
397	Payments for Regular Programs	4110									0
398	Payments for Special Education Programs	4120									0
399	Payments for Adult/Continuing Education Programs	4130									0
400	Payments for CTE Programs	4140									0
401	Payments for Community College Programs	4170									0
402	Other Payments to In-State Govt Units (Describe & Itemize)	4190									0
403	<b>Total Payments to Other Dist &amp; Govt Units (In-State)</b>	<b>4100</b>			0			0			0
404	Payments for Regular Programs - Tuition	4210									0
405	Payments for Special Education Programs - Tuition	4220									0
406	Payments for Adult/Continuing Education Programs - Tuition	4230									0
407	Payments for CTE Programs - Tuition	4240									0
408	Payments for Community College Programs - Tuition	4270									0
409	Payments for Other Programs - Tuition	4280									0
410	Other Payments to In-State Govt Units (Describe & Itemize)	4290									0
411	<b>Total Payments to Other Dist &amp; Govt Units - Tuition (In State)</b>	<b>4200</b>						0			0
412	Payments for Regular Programs - Transfers	4310									0
413	Payments for Special Education Programs - Transfers	4320									0
414	Payments for Adult/Continuing Ed Programs - Transfers	4330									0
415	Payments for CTE Programs - Transfers	4340									0
416	Payments for Community College Program - Transfers	4370									0
417	Payments for Other Programs - Transfers	4380									0
418	Other Payments to In-State Govt Units - Transfers (Describe & Itemize)	4390									0
419	<b>Total Payments to Other Dist &amp; Govt Units-Transfers (In State)</b>	<b>4300</b>			0			0			0
420	Payments to Other Dist & Govt Units (Out of State)	4400									0
421	<b>Total Payments to Other Dist &amp; Govt Units</b>	<b>4000</b>			0			0			0
422	<b>DEBT SERVICE (TF)</b>	<b>5000</b>									
423	<b>Debt Service - Interest on Short-Term Debt</b>										
424	Tax Anticipation Warrants	5110									0
425	Corporate Personal Property Replacement Tax Anticipation Notes	5130									0
426	Other Interest or Short-Term Debt (Describe & Itemize)	5150									0
427	<b>Total Debt Service</b>	<b>5000</b>						0			0
428	<b>PROVISION FOR CONTINGENCIES (TF)</b>	<b>6000</b>									0
429	<b>Total Direct Disbursements/Expenditures</b>		0	0	0	0	0	0	0	0	0
430	Excess (Deficiency) of Receipts/Revenues Over Disbursements/Expenditures										0
431											
432	<b>90 - FIRE PREVENTION &amp; SAFETY FUND (FP&amp;S)</b>										
433	<b>SUPPORT SERVICES (FP&amp;S)</b>	<b>2000</b>									
434	<b>Support Services - Business</b>	<b>2500</b>									
435	Facilities Acquisition & Construction Services	2530									0
436	Operation & Maintenance of Plant Service	2540									0
437	<b>Total Support Services - Business</b>	<b>2500</b>	0	0	0	0	0	0	0		0
438	Other Support Services (Describe & Itemize)	2900									0
439	<b>Total Support Services</b>	<b>2000</b>	0	0	0	0	0	0	0		0
440	<b>PAYMENTS TO OTHER DISTRICTS &amp; GOVT UNITS (FP&amp;S)</b>	<b>4000</b>									
441	Payments to Regular Programs	4110									0
442	Payments to Special Education Programs	4120									0
443	Other Payments to In-State Govt Units (Describe & Itemize)	4190									0
444	<b>Total Payments to Other Districts &amp; Govt Units (FPS)</b>	<b>4000</b>						0			0
445	<b>DEBT SERVICE (FP&amp;S)</b>	<b>5000</b>									

ESTIMATED DISBURSEMENTS/EXPENDITURES

1	A	B	C	D	E	F	G	H	I	J	K
2	Description: Enter Whole Numbers Only	Funct #	(100) Salaries	(200) Employee Benefits	(300) Purchased Services	(400) Supplies & Materials	(500) Capital Outlay	(600) Other Objects	(700) Non-Capitalized Equipment	(800) Termination Benefits	(900) Total
446	Debt Service - Interest on Short-Term Debt	5100									
447	Tax Anticipation Warrants	5110									0
448	Other Interest on Short-Term Debt <i>(Describe &amp; Itemize)</i>	5150									0
449	<b>Total Debt Service - Interest on Short-Term Debt</b>	<b>5100</b>						0			0
450	Debt Service - Interest on Long-Term Debt	5200									0
451	Debt Service - Payments of Principal on Long-Term Debt <sup>15</sup> (Lease/Purchase Principal Retired)	5300									0
452	<b>Total Debt Service</b>	<b>5000</b>						0			0
453	<b>PROVISIONS FOR CONTINGENCIES (FP&amp;S)</b>	<b>6000</b>									0
454	<b>Total Direct Disbursements/Expenditures</b>		0	0	0	0	0	0	0		0
455	<b>Excess (Deficiency) of Receipts/Revenues Over Disbursements/Expenditures</b>										0

---

**This page is provided for detailed itemizations as requested within the body of the Report.**

---

- 1.
- 2.
- 3.
- 4.

	A	B	C	D	E	F
1	<b>DEFICIT BUDGET SUMMARY INFORMATION - Operating Funds Only (School Districts Only)</b>					
2	<b>Description</b>	<b>EDUCATIONAL FUND (10)</b>	<b>OPERATIONS &amp; MAINTENANCE FUND (20)</b>	<b>TRANSPORTATION FUND (40)</b>	<b>WORKING CASH FUND (70)</b>	<b>TOTAL</b>
3	<b>Direct Revenues</b>	8,795,849				8,795,849
4	<b>Direct Expenditures</b>	9,867,904				9,867,904
5	<b>Difference</b>	(1,072,055)				(1,072,055)
6	<b>Estimated Fund Balance - June 30, 2022</b>	6,544,880		10,115		6,554,995
7	<b>Unbalanced budget, however, a deficit reduction plan is not required at this time.</b>					
8	<p><i>A deficit reduction plan is required if the local board of education adopts (or amends) the 2021-22 school district budget in which the “operating funds” listed above result in direct revenues (line 9) being less than direct expenditures (line 19) by an amount equal to or greater than one-third (1/3) of the ending fund balance (line 81).</i></p>					
10	<p><b>Note:</b> <i>The balance is determined using only the four funds listed above. That is, if the estimated ending fund balance is less than three times the deficit spending, the district must adopt and file with ISBE a deficit reduction plan to balance the shortfall within three years.</i></p>					
12	<p><i>The School Code, Section 17-1 (105 ILCS 5/17-1) - If the 2020-2021 Annual Financial Report (AFR) reflects a deficit as defined above (page 36), then the school district shall adopt and submit a deficit reduction plan (found here on page 23-27) to ISBE within 30 days after acceptance of the AFR.</i></p>					
13	<p><i>The deficit reduction plan, if required, is developed using ISBE guidelines and format.</i></p>					

ILLINOIS STATE BOARD OF EDUCATION  
School Business Services Division

	A	B	C	D	E	F	G
1	<b>*School Districts Only</b>		<b>DEFICIT REDUCTION PLAN ESTIMATED BUDGET FY2021-2022</b>				
2							
3	<b>19-022-5020-46</b>						
4	<i>District Number</i>						
5	<b>DuPage Area Occupational Ed Systems</b>						
6	<i>District Name</i>		<b>Educational Fund</b>	<b>Operations &amp; Maintenance Fund</b>	<b>Transportation Fund</b>	<b>Working Cash Fund</b>	<b>Total</b>
7	<b>ESTIMATED BEGINNING FUND BALANCE (must equal prior Ending Fund Balance)</b>		13,816,935	0	10,115	0	13,827,050
8	<b>RECEIPTS/REVENUES</b>	<b>Acct #</b>					
9	<b>LOCAL SOURCES</b>	<b>1000</b>	5,146,020	0	0	0	5,146,020
10	<b>FLOW-THROUGH RECEIPTS/REVENUES FROM ONE DISTRICT TO ANOTHER DISTRICT</b>	<b>2000</b>	0	0	0		0
11	<b>STATE SOURCES</b>	<b>3000</b>	2,456,869	0	0	0	2,456,869
12	<b>FEDERAL SOURCES</b>	<b>4000</b>	1,192,960	0	0	0	1,192,960
13	<b>Total Receipts/Revenues</b>		8,795,849	0	0	0	8,795,849
14	<b>DISBURSEMENTS/EXPENDITURES</b>	<b>Funct #</b>					
15	<b>INSTRUCTION</b>	<b>1000</b>	3,287,424				3,287,424
16	<b>SUPPORT SERVICES</b>	<b>2000</b>	4,751,442	0	0		4,751,442
17	<b>COMMUNITY SERVICES</b>	<b>3000</b>	0	0	0		0
18	<b>PAYMENTS TO OTHER DISTRICTS &amp; GOVT. UNITS</b>	<b>4000</b>	1,829,038	0	0		1,829,038
19	<b>DEBT SERVICES</b>	<b>5000</b>	0	0	0		0
20	<b>PROVISION FOR CONTINGENCIES</b>	<b>6000</b>	0	0	0		0
21	<b>Total Disbursements/Expenditures</b>		9,867,904	0	0		9,867,904
22	<b>Excess of Receipts/Revenue Over/(Under) Disbursements/Expenditures</b>		(1,072,055)	0	0	0	(1,072,055)
23	<b>OTHER SOURCES/USES OF FUNDS</b>						
24	<b>OTHER SOURCES OF FUNDS (7000)</b>		0	0	0	0	0
25	<b>OTHER USES OF FUNDS (8000)</b>		6,200,000	0	0	0	6,200,000
26	<b>TOTAL OTHER SOURCES/USES OF FUNDS</b>		(6,200,000)	0	0	0	(6,200,000)
27	<b>ESTIMATED ENDING FUND BALANCE</b>		6,544,880	0	10,115	0	6,554,995

ILLINOIS STATE BOARD OF EDUCATION  
School Business Services Division

	A	B	H	I	J	K	L
1	<b>*School Districts Only</b>		<b>ESTIMATED BUDGET FY2022-2023</b>				
2							
3	<b>19-022-5020-46</b>						
4	<i>District Number</i>						
5	<b>DuPage Area Occupational Ed Systems</b>						
6	<i>District Name</i>		<b>Educational Fund</b>	<b>Operations &amp; Maintenance Fund</b>	<b>Transportation Fund</b>	<b>Working Cash Fund</b>	<b>Total</b>
7	<b>ESTIMATED BEGINNING FUND BALANCE (must equal prior Ending Fund Balance)</b>		6,544,880	0	10,115	0	6,554,995
8	<b>RECEIPTS/REVENUES</b>	<b>Acct #</b>					
9	<b>LOCAL SOURCES</b>	1000					0
10	<b>FLOW-THROUGH RECEIPTS/REVENUES FROM ONE DISTRICT TO ANOTHER DISTRICT</b>	2000					0
11	<b>STATE SOURCES</b>	3000					0
12	<b>FEDERAL SOURCES</b>	4000					0
13	<b>Total Receipts/Revenues</b>		0	0	0	0	0
14	<b>DISBURSEMENTS/EXPENDITURES</b>	<b>Funct #</b>					
15	<b>INSTRUCTION</b>	1000					0
16	<b>SUPPORT SERVICES</b>	2000					0
17	<b>COMMUNITY SERVICES</b>	3000					0
18	<b>PAYMENTS TO OTHER DISTRICTS &amp; GOVT. UNITS</b>	4000					0
19	<b>DEBT SERVICES</b>	5000					0
20	<b>PROVISION FOR CONTINGENCIES</b>	6000					0
21	<b>Total Disbursements/Expenditures</b>		0	0	0		0
22	<b>Excess of Receipts/Revenue Over/(Under) Disbursements/Expenditures</b>		0	0	0	0	0
23	<b>OTHER SOURCES/USES OF FUNDS</b>						
24	<b>OTHER SOURCES OF FUNDS (7000)</b>						0
25	<b>OTHER USES OF FUNDS (8000)</b>						0
26	<b>TOTAL OTHER SOURCES/USES OF FUNDS</b>		0	0	0	0	0
27	<b>ESTIMATED ENDING FUND BALANCE</b>		6,544,880	0	10,115	0	6,554,995



**ILLINOIS STATE BOARD OF EDUCATION  
School Business Services Division**

	A	B	M	N	O	P	Q
1	<b>*School Districts Only</b>		<b>ESTIMATED BUDGET FY2023-2024</b>				
2							
3	<b>19-022-5020-46</b>						
4	<i>District Number</i>						
5	<b>DuPage Area Occupational Ed Systems</b>						
6	<i>District Name</i>		<b>Educational Fund</b>	<b>Operations &amp; Maintenance Fund</b>	<b>Transportation Fund</b>	<b>Working Cash Fund</b>	<b>Total</b>
7	<b>ESTIMATED BEGINNING FUND BALANCE (must equal prior Ending Fund Balance)</b>		6,544,880	0	10,115	0	6,554,995
8	<b>RECEIPTS/REVENUES</b>	<b>Acct #</b>					
9	<b>LOCAL SOURCES</b>	1000					0
10	<b>FLOW-THROUGH RECEIPTS/REVENUES FROM ONE DISTRICT TO ANOTHER DISTRICT</b>	2000					0
11	<b>STATE SOURCES</b>	3000					0
12	<b>FEDERAL SOURCES</b>	4000					0
13	<b>Total Receipts/Revenues</b>		0	0	0	0	0
14	<b>DISBURSEMENTS/EXPENDITURES</b>	<b>Funct #</b>					
15	<b>INSTRUCTION</b>	1000					0
16	<b>SUPPORT SERVICES</b>	2000					0
17	<b>COMMUNITY SERVICES</b>	3000					0
18	<b>PAYMENTS TO OTHER DISTRICTS &amp; GOVT. UNITS</b>	4000					0
19	<b>DEBT SERVICES</b>	5000					0
20	<b>PROVISION FOR CONTINGENCIES</b>	6000					0
21	<b>Total Disbursements/Expenditures</b>		0	0	0		0
22	<b>Excess of Receipts/Revenue Over/(Under) Disbursements/Expenditures</b>		0	0	0	0	0
23	<b>OTHER SOURCES/USES OF FUNDS</b>						
24	<b>OTHER SOURCES OF FUNDS (7000)</b>						0
25	<b>OTHER USES OF FUNDS (8000)</b>						0
26	<b>TOTAL OTHER SOURCES/USES OF FUNDS</b>		0	0	0	0	0
27	<b>ESTIMATED ENDING FUND BALANCE</b>		6,544,880	0	10,115	0	6,554,995

ILLINOIS STATE BOARD OF EDUCATION  
School Business Services Division

	A	B	R	S	T	U	V
1	<b>*School Districts Only</b>		<b>ESTIMATED BUDGET FY2024-2025</b>				
2							
3	<b>19-022-5020-46</b>						
4	<i>District Number</i>						
5	<b>DuPage Area Occupational Ed Systems</b>						
6	<i>District Name</i>		<b>Educational Fund</b>	<b>Operations &amp; Maintenance Fund</b>	<b>Transportation Fund</b>	<b>Working Cash Fund</b>	<b>Total</b>
7	<b>ESTIMATED BEGINNING FUND BALANCE (must equal prior Ending Fund Balance)</b>		6,544,880	0	10,115	0	6,554,995
8	<b>RECEIPTS/REVENUES</b>	<b>Acct #</b>					
9	<b>LOCAL SOURCES</b>	1000					0
10	<b>FLOW-THROUGH RECEIPTS/REVENUES FROM ONE DISTRICT TO ANOTHER DISTRICT</b>	2000					0
11	<b>STATE SOURCES</b>	3000					0
12	<b>FEDERAL SOURCES</b>	4000					0
13	<b>Total Receipts/Revenues</b>		0	0	0	0	0
14	<b>DISBURSEMENTS/EXPENDITURES</b>	<b>Funct #</b>					
15	<b>INSTRUCTION</b>	1000					0
16	<b>SUPPORT SERVICES</b>	2000					0
17	<b>COMMUNITY SERVICES</b>	3000					0
18	<b>PAYMENTS TO OTHER DISTRICTS &amp; GOVT. UNITS</b>	4000					0
19	<b>DEBT SERVICES</b>	5000					0
20	<b>PROVISION FOR CONTINGENCIES</b>	6000					0
21	<b>Total Disbursements/Expenditures</b>		0	0	0		0
22	<b>Excess of Receipts/Revenue Over/(Under) Disbursements/Expenditures</b>		0	0	0	0	0
23	<b>OTHER SOURCES/USES OF FUNDS</b>						
24	<b>OTHER SOURCES OF FUNDS (7000)</b>						0
25	<b>OTHER USES OF FUNDS (8000)</b>						0
26	<b>TOTAL OTHER SOURCES/USES OF FUNDS</b>		0	0	0	0	0
27	<b>ESTIMATED ENDING FUND BALANCE</b>		6,544,880	0	10,115	0	6,554,995

**ILLINOIS STATE BOARD OF EDUCATION  
School Business Services Division**

	A	B	W	X	Y	Z
1	<b>*School Districts Only</b>		<b>SUMMARY</b> <b>BUDGET ADDENDUM - DEFICIT REDUCTION PLAN</b> <b>ESTIMATED BUDGET</b> Date of Adoption: _____ (Enter as MM/DD/YY)			
2						
3	<b>19-022-5020-46</b>					
4	<i>District Number</i>					
5	<b>DuPage Area Occupational Ed Systems</b>					
6	<i>District Name</i>		<b>FY2021-2022</b>	<b>FY2022-2023</b>	<b>FY2023-2024</b>	<b>FY2024-2025</b>
7	<b>ESTIMATED BEGINNING FUND BALANCE (must equal prior Ending Fund Balance)</b>		13,827,050	6,554,995	6,554,995	6,554,995
8	<b>RECEIPTS/REVENUES</b>	<b>Acct #</b>				
9	<b>LOCAL SOURCES</b>	<b>1000</b>	5,146,020	0	0	0
10	<b>FLOW-THROUGH RECEIPTS/REVENUES FROM ONE DISTRICT TO ANOTHER DISTRICT</b>	<b>2000</b>	0	0	0	0
11	<b>STATE SOURCES</b>	<b>3000</b>	2,456,869	0	0	0
12	<b>FEDERAL SOURCES</b>	<b>4000</b>	1,192,960	0	0	0
13	<b>Total Receipts/Revenues</b>		8,795,849	0	0	0
14	<b>DISBURSEMENTS/EXPENDITURES</b>	<b>Funct #</b>				
15	<b>INSTRUCTION</b>	<b>1000</b>	3,287,424	0	0	0
16	<b>SUPPORT SERVICES</b>	<b>2000</b>	4,751,442	0	0	0
17	<b>COMMUNITY SERVICES</b>	<b>3000</b>	0	0	0	0
18	<b>PAYMENTS TO OTHER DISTRICTS &amp; GOVT. UNITS</b>	<b>4000</b>	1,829,038	0	0	0
19	<b>DEBT SERVICES</b>	<b>5000</b>	0	0	0	0
20	<b>PROVISION FOR CONTINGENCIES</b>	<b>6000</b>	0	0	0	0
21	<b>Total Disbursements/Expenditures</b>		9,867,904	0	0	0
22	<b>Excess of Receipts/Revenue Over/(Under) Disbursements/Expenditures</b>		<b>(1,072,055)</b>	0	0	0
23	<b>OTHER SOURCES/USES OF FUNDS</b>					
24	<b>OTHER SOURCES OF FUNDS (7000)</b>		0	0	0	0
25	<b>OTHER USES OF FUNDS (8000)</b>		6,200,000	0	0	0
26	<b>TOTAL OTHER SOURCES/USES OF FUNDS</b>		<b>(6,200,000)</b>	0	0	0
27	<b>ESTIMATED ENDING FUND BALANCE</b>		6,554,995	6,554,995	6,554,995	6,554,995

**Deficit Reduction Plan-Background/Assumptions (School Districts Only)**  
**Fiscal Year 2021-2022 through Fiscal Year 2024-2025**

---

---

**DuPage Area Occupational Ed Systems      19-022-5020-46**

---

*Please complete the following schedule and include a brief description to identify any areas of the budget that will be impacted from one year to the next. If the deficit reduction plan relies upon new local revenues, identify contingencies for further budget reductions which will be enacted in the event those new revenues are not available.*

---

**1. Background and Narrative of Budget Reductions:**

**2. Assumptions Used in the Deficit Reduction Plan:**

- EBF and Estimated New Tier Funding:

- Equal Assessed Valuation and Tax Rates:

- Employee Salaries and Benefits:

- Short and Long Term Borrowing:

- Educational Impact:

**- Other Assumptions:**

**- Has the district considered shared services or outsourcing (Ex: Transportation, Insurance) If yes please explain:**

**ESTIMATED LIMITATION OF ADMINISTRATIVE COSTS (School Districts Only)**

*(For Local Use Only)*

*This is an estimated Limitation of Administrative Costs Worksheet only and will not be accepted for Official Submission of the Limitation of Administrative Costs Worksheet.*

The worksheet is intended for use during the budgeting process to estimate the district's percent increase of FY2022 budgeted expenditures over FY2021 actual expenditures. Budget information is copied to this page. Insert the prior year estimated actual expenditures to compute the estimated percentage increase (decrease).

The official Limitation of Administrative Costs Worksheet is attached to the end of the Annual Financial Report (ISBE Form 50-35) and may be submitted in conjunction with that report.

An official Limitation of Administrative Costs Worksheet can also be found on the ISBE website at: [Limitation of Administrative Costs](#)

**ESTIMATED LIMITATION OF ADMINISTRATIVE COSTS WORKSHEET**  
(Section 17-1.5 of the School Code)

School District Name: DuPage Area Occupational Ed Systems  
RCDT Number: 19-022-5020-46

Description	Funct. No.	Estimated Actual Expenditures, Fiscal Year 2021				Budgeted Expenditures, Fiscal Year 2022			
		(10) Educational Fund	(20) Operations & Maintenance Fund	(80) Tort Fund	Total	(10) Educational Fund	(20) Operations & Maintenance Fund	(80) Tort Fund	Total
1. Executive Administration Services	2320				0	359,263		0	359,263
2. Special Area Administration Services	2330				0	0		0	0
3. Other Support Services - School Administration	2490				0	0		0	0
4. Direction of Business Support Services	2510				0	291,001	0	0	291,001
5. Internal Services	2570				0	128,848		0	128,848
6. Direction of Central Support Services	2610				0	0		0	0
7. Deduct - Early Retirement or other pension obligations required by state law and included above.					0				0
<b>8. Totals</b>		0	0	0	0	779,112	0	0	779,112
<b>9. Estimated Percent Increase (Decrease) for FY2022 (Budgeted) over FY2021 (Actual)</b>									Enter Actual Data



### Reference Description

---

- 1 Each fund balance should correspond to the fund balance reflected on the books as of June 30th - Balance Sheet Accounts #720 and #730 (audit figures, if available).
- 2 Accounting and Financial Reporting for Certain Grants and Other Financial Assistance. The "On-Behalf" Payments should only be reflected on this page (Budget Summary, Lines 10 and 20).
- 3 Requires the secretary of the school board to notify the county clerk (within 30 days of the transfer approval) to abate an equal amount of taxes to be next extended. See Sec. 10-22.14 & 17-2.11.
- 3<sup>a</sup> Requires notification to the county clerk to abate an equal amount from taxes next extended. See section 10-22.14
- 4 Principal on Bonds Sold:
  - (1) Funding Bonds are to be entered in the fund or funds in which the liability occurs.
  - (2) Refunding Bonds can be entered in the Debt Services Fund only.
  - (3) Building Bonds can be entered in the Capital Projects Fund only.
  - (4) Fire Prevention and Safety Bonds can be entered in the Fire Prevention & Safety Fund only.
- 5
 

The proceeds from the sale of school sites, buildings, or other real estate shall be used first to pay the principal and interest on any outstanding bonds on the property being sold, and after all such bonds have been retired, the remaining proceeds from the sale next shall be used by the school board to meet any urgent district needs as determined under Sections 2-3.12 and 17-2.11 of the School Code. Once these issues have been addressed, any remaining proceeds may be used for any other authorized purpose and for deposit into any district fund.
- 6 The School Code, Section 10-22.44 prohibits the transfer of interest earned on the investment of "any funds for purposes of Illinois Municipal Retirement under the Pension Code." This prohibition does not include funds for Social Security and Medicare-only purposes. For additional requirements on interest earnings, see 23 Illinois Administrative Code, Part 100, Section 100.50.
- 7 Cash plus investments must be greater than or equal to zero.
- 8 For cash basis budgets, this total will equal the Budget Summary - Total Direct Receipts/Revenues (Line 9) plus Total Other Sources of Funds (Line 46).
- 9 For cash basis budgets, this total will equal the Budget Summary - Total Direct Disbursements/Expenditures (Line 19) plus Total Other Uses of Funds (Line 79).
- 10 Working Cash Fund loans may be made to any district fund for which taxes are levied (Section 20-5 of the School Code).
- 11 Include revenue accounts 1110 through 1115, 1117, 1118 & 1120.
- 12 The School Code Section 17-2.2c. Tax for leasing educational facilities or computer technology or both, and for temporary relocation expense purposes.
- 13 Corporate personal property replacement tax revenue must be first applied to the Municipal Retirement/Social Security Fund to replace tax revenue lost due to the abolition of the corporate personal property tax (30 ILCS 115/12). This provision does not apply to taxes levied for Medicare-Only purposes.
- 14 Only tuition payments made to private facilities. See Functions 4200 or 4400 for estimated public facility disbursements/expenditures.
- 15 Payment towards the retirement of lease/purchase agreements or bonded/other indebtedness (principal only) otherwise reported within the fund - e.g.: alternate revenue bonds. (Describe & Itemize)
- 16 Only abolishment of Working Cash Fund must transfer its funds directly to the Educational Fund upon adoption of a resolution and at the close of the current school Year (see 105 ILCS 5/20-8 for further explanation)  
Only abatement of working cash fund can transfer its funds to any fund in most need of money  
(see 105 ILCS 5/20-10 for further explanation)