

Due to ROE on Thursday, October 15, 2020
 Due to ISBE on Monday, November 16, 2020
 SD/JA20

ILLINOIS STATE BOARD OF EDUCATION
 School Business Services Department
 100 North First Street, Springfield, Illinois 62777-0001
 217/785-8779

**Illinois School District/Joint Agreement
 Annual Financial Report *
 June 30, 2020**

School District
 Joint Agreement

<u>School District/Joint Agreement Information</u> <i>(See instructions on inside of this page.)</i>	<u>Accounting Basis:</u>	<u>Certified Public Accountant Information</u>	
School District/Joint Agreement Number: 19-022-5020-46	<input type="checkbox"/> CASH <input checked="" type="checkbox"/> ACCRUAL	Name of Auditing Firm: Baker Tilly US, LLP	
County Name: DuPage	<u>Filing Status:</u> Submit electronic AFR directly to ISBE Click on the Link to Submit: Send ISBE a File	Name of Audit Manager: Nick Cavaliere, CPA	
Name of School District/Joint Agreement: DuPage Area Occupational Education System		Address: 1301 West 22nd Street, Suite 400	
Address: 301 South Swift Road		City: Oak Brook State: IL Zip Code: 60523	
City: Addison		Phone Number: (630) 990-3131 Fax Number: (630) 990-0039	
Email Address:		IL License Number (9 digit): 066-004260 Expiration Date:	
Zip Code: 60101	<u>Single Audit Status:</u>	Email Address: N.Cavaliere@bakertilly.com	
<u>Annual Financial Report</u> Type of Auditor's Report Issued: <input type="checkbox"/> Qualified <input checked="" type="checkbox"/> Unqualified <input type="checkbox"/> Adverse <input type="checkbox"/> Disclaimer		<input checked="" type="checkbox"/> YES <input type="checkbox"/> NO Are Federal expenditures greater than \$750,000? <input checked="" type="checkbox"/> YES <input type="checkbox"/> NO Is all Single Audit Information completed and attached? <input checked="" type="checkbox"/> YES <input type="checkbox"/> NO Were any financial statement or federal award findings issued?	ISBE Use Only
<input type="checkbox"/> Reviewed by District Superintendent/Administrator		<input type="checkbox"/> Reviewed by Township Treasurer (Cook County only) Name of Township: _____	<input type="checkbox"/> Reviewed by Regional Superintendent/Cook ISC
District Superintendent/Administrator Name (Type or Print): Mike Zimmerman	Township Treasurer Name (type or print)	Regional Superintendent/Cook ISC Name (Type or Print):	
Email Address: mikez@daoes.org	Email Address:	Email Address:	
Telephone: 630-691-7590 Fax Number: 630-691-7592	Telephone: Fax Number:	Telephone: Fax Number:	
Signature & Date:	Signature & Date:	Signature & Date:	

* This form is based on 23 Illinois Administrative Code 100, Subtitle A, Chapter I, Subchapter C (Part 100).
ISBE Form SD50-35/JA50-60 (05/20-version1)

This form is based on 23 Illinois Administrative Code, Subtitle A, Chapter I, Subchapter C, Part 100.
 In some instances, use of open account codes (cells) may not be authorized by statute or administrative rule.
 Each school district or joint agreement is responsible for obtaining the concurring legal opinion and/or other supporting authorization/documentation, as necessary, to use the applicable account code (cell).

TABLE OF CONTENTS

	TAB Name	AFR Page No.
Auditor's Questionnaire	Aud Quest	2
Comments Applicable to the Auditor's Questionnaire	Aud Quest	2
Financial Profile Information	FP Info	3
Estimated Financial Profile Summary	Financial Profile	4
Basic Financial Statements		
Statement of Assets and Liabilities Arising from Cash Transactions/Statement of Position	Assets-Liab	5 - 6
Statement of Revenues Received/Revenues, Expenditures Disbursed/Expenditures, Other		
Sources (Uses) and Changes in Fund Balances (All Funds).....	Acct Summary	7 - 8
Statements of Revenues Received/Revenues (All Funds).....	Revenues	9 - 14
Statements of Expenditures Disbursed/Expenditures Budget to Actual (All Funds).....	Expenditures	15 - 22
Supplementary Schedules		
Schedule of Ad Valorem Tax Receipts.....	Tax Sched	23
Schedule of Short-Term Debt/Long-Term Debt	Short-Term Long-Term Debt	24
Schedule of Restricted Local Tax Levies and Selected Revenue Sources/		
Schedule of Tort Immunity Expenditures.....	Rest Tax Levies-Tort Im	25
Statistical Section		
Schedule of Capital Outlay and Depreciation.....	Cap Outlay Deprec	26
Estimated Operating Expenditures Per Pupil and Per Capita Tuition Charge Computation.....	PCTC-OEPP	27 - 28
Indirect Cost Rate - Contracts paid in Current Year.....	Contracts Paid in CY	29
Indirect Cost Rate - Computation.....	ICR Computation	30
Report on Shared Services or Outsourcing	Shared Outsourced Serv.	31
Administrative Cost Worksheet	AC Tort	32-33
Itemization Schedule	ITEMIZATION	34
Reference Page	REF	35
Notes, Opinion Letters, etc.	Opinion-Notes	36
Deficit Reduction Calculation	Deficit AFR Sum Calc	37
Audit Checklist/Balancing Schedule	AUDITCHECK	:
Single Audit Section		
Annual Federal Compliance Report.....	Single Audit Cover - CAP	38 - 46

INSTRUCTIONS/REQUIREMENTS: For School Districts/Joint Agreements

All School Districts/Joint Agreements must complete this form (Note: joint agreement supplementary/statistical schedules may not be applicable)
 This form complies with Part 100 (Requirements for Accounting, Budgeting, Financial Reporting, and Auditing).

[23. Illinois Administrative Code 100, Subtitle A, Chapter I, Subchapter C \(Part 100\)](#)

- Round all amounts to the nearest dollar.** Do not enter cents. (Exception: 9 Month ADA on page 27, line 78)
- Any errors left unresolved by the Audit Checklist/Balancing Schedule must be explained in the itemization page.
- Before submitting AFR - **be sure to break all links in AFR** before submitting to ISBE. If links are not broken, amounts entered have changed when opening the AFR.
- Submit AFR Electronically**
 - The Annual Financial Reports (AFR) must be submitted directly through the Attachment Manager to the AFR Group by the Auditor (not from the school district) on before November 15 with the exception of Extension Approvals (Please see AFR Instructions for complete submission procedures). **Note: CD/Disk no longer accepted.**
[Attachment Manager Link](#)
 - AFR supporting documentation must be embedded as Microsoft Word (.doc), Word Perfect (*.wpd) or Adobe (*.pdf) and inserted within tab "Opinions & Notes". These documents include: The Audit, Management letter, Opinion letters, Compliance letters, Financial notes etc.... For embedding instructions see "Opinions & Notes" tab of this form.
Note: In Windows 7 and above, files can be saved in Adobe Acrobat (.pdf) and embedded even if you do not have the software. If you have problems embedding the files you may attach them as separate (.docx) in the Attachment Manager and ISBE will embedded them for you.*
- Submit Paper Copy of AFR with Signatures**
 - The auditor must send three paper copies of the AFR form (cover through page 8 at minimum) to the School District with the auditor signature.
Note: School Districts and Regional Superintendents may prefer a complete paper copy in lieu of an electronic file. Please comply with their requests as necessary.
 - Upon receipt, the School District retains one copy for their records, signs, and forwards the remaining two copies to the Regional Superintendent's office no later than October 15, annually.
 - Upon receipt, the Regional Superintendent's office retains one copy for their records, signs, and forwards the remaining paper copy to ISBE no later than November 15, annually.
 - If the 15th falls on a Saturday, the due date is the Friday before. If the 15th falls on a Sunday, the due date is the Monday after.
 - Yellow Book, CPE, and Peer Review requirements must be met if the Auditor issues an opinion stating "Governmental Auditing Standards" were utilized.
[Federal Single Audit 2 CFR 200.500](#)
- Requesting an Extension of Time** must be submitted in writing via email or letter to the Regional Office of Education (at the discretion of the ROE). Approval may be provided up to and no later than December 15 annually. After December 15, audits are considered late and out of compliance per Illinois School Code.
- Qualifications of Auditing Firm**
 - School District/Joint Agreement entities must verify the qualifications of the auditing firm by requesting the most current peer review report and the corresponding acceptance letter from the approved peer review program, for the current peer review period.
 - A school district/joint agreement who engages with an auditing firm who is not licensed and qualified will be required to complete a new audit by a qualified auditing firm at the school district's/joint agreement's expense.

AUDITOR'S QUESTIONNAIRE

INSTRUCTIONS: If your review and testing of State, Local, and Federal Programs revealed any of the following statements to be true, then check the box on the left and attach the appropriate findings/comments.

PART A - FINDINGS

- 1. One or more school board members, administrators, certified school business officials, or other qualifying district employees failed to file economic interested statements pursuant to the *Illinois Government Ethics Act. [5 ILCS 420/4A-101]*
- 2. One or more custodians of funds failed to comply with the bonding requirements pursuant to *Illinois School Code [105 ILCS 5/8-2;10-20.19;19-6]*.
- 3. One or more contracts were executed or purchases made contrary to the provisions of the *Illinois School Code [105 ILCS 5/10-20.21]*.
- 4. One or more violations of the Public Funds Deposit Act or the Public Funds Investment Act were noted [*30 ILCS 225/1 et. seq. and 30 ILCS 235/1 et. seq.*].
- 5. Restricted funds were commingled in the accounting records or used for other than the purpose for which they were restricted.
- 6. One or more short-term loans or short-term debt instruments were executed in non-conformity with the applicable authorizing statute or without statutory Authority.
- 7. One or more long-term loans or long-term debt instruments were executed in non-conformity with the applicable authorizing statute or without statutory Authority.
- 8. Corporate Personal Property Replacement Tax monies were deposited and/or used without first satisfying the lien imposed pursuant to the *Illinois State Revenue Sharing Act [30 ILCS 115/12]*.
- 9. One or more interfund loans were made in non-conformity with the applicable authorizing statute or without statutory authorization per *Illinois School Code [105 ILCS 5/10-22.33, 20-4 and 20-5]*.
- 10. One or more interfund loans were outstanding beyond the term provided by statute *Illinois School Code [105 ILCS 5/10-22.33, 20-4, 20-5]*.
- 11. One or more permanent transfers were made in non-conformity with the applicable authorizing statute/regulation or without statutory/regulatory authorization per *Illinois School Code [105 ILCS 5/17-2A]*.
- 12. Substantial, or systematic misclassification of budgetary items such as, but not limited to, revenues, receipts, expenditures, disbursements or expenses were observed.
- 13. The Chart of Accounts used to define and control budget and accounting records does not conform to the minimum requirements imposed by ISBE rules pursuant to *Illinois School Code [105 ILCS 5/2-3.27; 2-3.28]*.
- 14. At least one of the following forms was filed with ISBE late: The FY19 AFR (ISBE FORM 50-35), FY19 Annual Statement of Affairs (ISBE Form 50-37) and FY20 Budget (ISBE FORM 50-36). Explain in the comments box below in pursuant to *Illinois School Code [105 ILCS 5/3-15.1; 5/10-17; 5/17-1]*.

PART B - FINANCIAL DIFFICULTIES/CERTIFICATION Criteria pursuant to the Illinois School Code [105 ILCS 5/1A-8] .

- 15. The district has issued tax anticipation warrants or tax anticipation notes in anticipation of a second year's taxes when warrants or notes in anticipation of current year taxes are still outstanding, as authorized by *Illinois School Code [105 ILCS 5/17-16 or 34-23 through 34-27]*.
- 16. The district has issued short-term debt against two future revenue sources, such as, but not limited to, tax anticipation warrants and General State Aid certificates or tax anticipation warrants and revenue anticipation notes.
- 17. The district has issued school or teacher orders for wages as permitted in *Illinois School Code [105 ILCS 5/8-16, 32-7.2 and 34-76]* or issued funding bonds for this purpose pursuant to *Illinois School Code [105 ILCS 5/8-6; 32-7.2; 34-76; and 19-8]*.
- 18. The district has for two consecutive years shown an excess of expenditures/other uses over revenues/other sources and beginning fund balances on its annual financial report for the aggregate totals of the Educational, Operations & Maintenance, Transportation, and Working Cash Funds.

PART C - OTHER ISSUES

- 19. Student Activity Funds, Imprest Funds, or other funds maintained by the district were excluded from the audit.
- 20. Findings, other than those listed in Part A (above), were reported (e.g. student activity findings). These findings may be described extensively in the financial notes.
- 21. Federal Stimulus Funds were not maintained and expended in accordance with the American Recovery and Reinvestment Act (ARRA) of 2009. If checked, an explanation must be provided.
- 22. Check this box if the district is subject to the Property Tax Extension Limitation Law. Effective Date: _____ (Ex: 00/00/0000)
- 23. If the type of Auditor Report designated on the cover page is other than an unqualified opinion and is due to reason(s) other than solely Cash Basis Accounting, please check and explain the reason(s) in the box below.

PART D - EXPLANATION OF ACCOUNTING PRACTICES FOR LATE MANDATED CATEGORICAL PAYMENTS

(For School Districts who report on an Accrual/Modified Accrual Accounting Basis only)

School districts that report on the accrual/modified accrual basis of accounting must identify where late mandated categorical payments (Acct Codes 3100, 3120, 3500, 3510, 3950)

are recorded. Depending on the accounting procedure these amounts will be used to adjust the Direct Receipts/Revenues in calculation 1 and 2 of the Financial Profile Score. In FY2020, identify those late payments recorded as Intergovernmental Receivables, Other Receivables, or Deferred Revenue & Other Current Liabilities or Direct Receipts/Revenue. Payments should only be listed once.

24. Enter the date that the district used to accrue mandated categorical payments

Date 8/30/2020

25. For the listed mandated categorical (Revenue Code (3100, 3120, 3500, 3510, 3950) that were vouchered prior to June 30th, but not released until after year end as reported in ISBE FRIS system, enter the amounts that were accrued in the chart below.

Account Name	3100	3120	3500	3510	3950	Total
Deferred Revenues (490)						
Mandated Categoricals Payments (3100, 3120, 3500, 3510, 3950)	-	-	-	-	-	\$-
Direct Receipts/Revenue						
Mandated Categoricals Payments (3100, 3120, 3500, 3510, 3950)	-	-	-	-	-	\$-
Total						\$-

- Revenue Code (3100-Sp Ed Private Facilities, 3120-Sp Ed Regular Orphanage Individual, 3500-Regular/Vocational Transportation, 3510-Sp Ed Transportation, 3950-Regular Orphans & Foster Children)

PART E - QUALIFICATIONS OF AUDITING FIRM

- School District/Joint Agreement entities must verify the qualifications of the auditing firm by requesting the most current peer review report and the corresponding acceptance letter from the approved peer review program for the current peer review.
- A school district/joint agreement who engages with an auditing firm who is not licensed and qualified will be required to complete a new audit by a qualified auditing firm at the school district's/joint agreement's expense.

Comments Applicable to the Auditor's Questionnaire:

Baker Tilly US, LLP

Name of Audit Firm (print)

The undersigned affirms that this audit was conducted by a qualified auditing firm and in accordance with the applicable standards [23 Illinois Administrative Code Part 100] and the scope of the audit conformed to the requirements of subsection (a) or (b) of 23 Illinois Administrative Code Part 100 Section 110, as applicable.

Signature

mm/dd/yyyy

Note: A PDF with signature is acceptable for this page. Enter the location on signature line e.g. PDF in Opinion Page with signature

	A	B	C	D	E	F	G	H	I	J	K	L	M	
1	FINANCIAL PROFILE INFORMATION													
2														
3	<i>Required to be completed for School Districts only.</i>													
4														
5	A.	Tax Rates (Enter the tax rate - ex: .0150 for \$1.50)												
6														
7		Tax Year 2019			Equalized Assessed Valuation (EAV):			<input style="width:100%;" type="text"/>						
8														
9		Educational	Operations & Maintenance	Transportation	Combined Total								Working Cash	
10	Rate(s):	<input style="width:100%;" type="text"/>	+	<input style="width:100%;" type="text"/>	+	<input style="width:100%;" type="text"/>	=	<input style="width:100%; background-color:yellow;" type="text" value="0.000000"/>					<input style="width:100%;" type="text"/>	
11														
13	B.	Results of Operations *												
14														
15		Receipts/Revenues	Disbursements/Expenditures	Excess/ (Deficiency)										Fund Balance
16		<input style="width:100%; background-color:yellow;" type="text" value="9,341,166"/>	<input style="width:100%; background-color:yellow;" type="text" value="8,652,557"/>	<input style="width:100%; background-color:yellow;" type="text" value="688,609"/>										<input style="width:100%; background-color:yellow;" type="text" value="12,260,126"/>
17	* The numbers shown are the sum of entries on Pages 7 & 8, lines 8, 17, 20, and 81 for the Educational, Operations & Maintenance, Transportation and Working Cash Funds.													
18														
19														
20	C.	Short-Term Debt **												
21		CPPRT Notes	TAWs	TANs	TO/EMP. Orders								EBF/GSA Certificates	
22		<input style="width:100%; background-color:yellow;" type="text" value="0"/>	+	<input style="width:100%; background-color:yellow;" type="text" value="0"/>	+	<input style="width:100%; background-color:yellow;" type="text" value="0"/>	+	<input style="width:100%; background-color:yellow;" type="text" value="0"/>	+	<input style="width:100%; background-color:yellow;" type="text" value="0"/>				+
23		Other											Total	
24		<input style="width:100%; background-color:yellow;" type="text" value="0"/>	=									<input style="width:100%; background-color:yellow;" type="text" value="0"/>		
25	** The numbers shown are the sum of entries on page 24.													
26														
28	D.	Long-Term Debt												
29	Check the applicable box for long-term debt allowance by type of district.													
30														
31	<input type="checkbox"/>	a. 6.9% for elementary and high school districts,												<input style="width:100%; background-color:yellow;" type="text" value="0"/>
32	<input checked="" type="checkbox"/>	b. 13.8% for unit districts.												
33														
34	Long-Term Debt Outstanding:													
35														
36	<input type="checkbox"/>	c. Long-Term Debt (Principal only)			Acct									<input style="width:100%; background-color:gray;" type="text"/>
37		Outstanding:.....			511									<input style="width:100%; background-color:yellow;" type="text" value="0"/>
38														
40	E.	Material Impact on Financial Position												
41	If applicable, check any of the following items that may have a material impact on the entity's financial position during future reporting periods.													
42	Attach sheets as needed explaining each item checked.													
43														
44	<input type="checkbox"/>	Pending Litigation												
45	<input type="checkbox"/>	Material Decrease in EAV												
46	<input type="checkbox"/>	Material Increase/Decrease in Enrollment												
47	<input type="checkbox"/>	Adverse Arbitration Ruling												
48	<input type="checkbox"/>	Passage of Referendum												
49	<input type="checkbox"/>	Taxes Filed Under Protest												
50	<input type="checkbox"/>	Decisions By Local Board of Review or Illinois Property Tax Appeal Board (PTAB)												
51	<input type="checkbox"/>	Other Ongoing Concerns (Describe & Itemize)												
52														
53	<i>Comments:</i>													
54														
55														
56														
57														
58														
59														
60														
61														

	A	B	C	D	E	F	G	H	I	K	L	M	N	O	Q	R
1	ESTIMATED FINANCIAL PROFILE SUMMARY															
2	(Go to the following website for reference to the Financial Profile)															
3	https://www.isbe.net/Pages/School-District-Financial-Profile.aspx															
4																
5																
6																
7	District Name:	DuPage Area Occupational Education System														
8	District Code:	19-022-5020-46														
9	County Name:	DuPage														
10																
11	1. Fund Balance to Revenue Ratio:											Total	Ratio	Score	4	
12	Total Sum of Fund Balance (P8, Cells C81, D81, F81 & I81)	Funds 10, 20, 40, 70 + (50 & 80 if negative)										12,260,126.00	1.312	Weight	0.35	
13	Total Sum of Direct Revenues (P7, Cell C8, D8, F8 & I8)	Funds 10, 20, 40, & 70,										9,341,166.00		Value	1.40	
14	Less: Operating Debt Pledged to Other Funds (P8, Cell C54 thru D74)	Minus Funds 10 & 20										0.00				
15	(Excluding C:D57, C:D61, C:D65, C:D69 and C:D73)															
16	2. Expenditures to Revenue Ratio:											Total	Ratio	Score	4	
17	Total Sum of Direct Expenditures (P7, Cell C17, D17, F17, I17)	Funds 10, 20 & 40										8,652,557.00	0.926	Adjustment	0	
18	Total Sum of Direct Revenues (P7, Cell C8, D8, F8, & I8)	Funds 10, 20, 40 & 70,										9,341,166.00		Weight	0.35	
19	Less: Operating Debt Pledged to Other Funds (P8, Cell C54 thru D74)	Minus Funds 10 & 20										0.00				
20	(Excluding C:D57, C:D61, C:D65, C:D69 and C:D73)												0	Value	1.40	
21	Possible Adjustment:															
22																
23	3. Days Cash on Hand:											Total	Days	Score	4	
24	Total Sum of Cash & Investments (P5, Cell C4, D4, F4, I4 & C5, D5, F5 & I5)	Funds 10, 20 40 & 70										11,460,021.00	476.80	Weight	0.10	
25	Total Sum of Direct Expenditures (P7, Cell C17, D17, F17 & I17)	Funds 10, 20, 40 divided by 360										24,034.88		Value	0.40	
26																
27	4. Percent of Short-Term Borrowing Maximum Remaining:											Total	Percent	Score	#DIV/0!	
28	Tax Anticipation Warrants Borrowed (P24, Cell F6-7 & F11)	Funds 10, 20 & 40										0.00	#DIV/0!	Weight	0.10	
29	EAV x 85% x Combined Tax Rates (P3, Cell J7 and J10)	(.85 x EAV) x Sum of Combined Tax Rates										0.00		Value	#DIV/0!	
30																
31	5. Percent of Long-Term Debt Margin Remaining:											Total	Percent	Score	#DIV/0!	
32	Long-Term Debt Outstanding (P3, Cell H37)											0.00	#DIV/0!	Weight	0.10	
33	Total Long-Term Debt Allowed (P3, Cell H31)											0.00		Value	#DIV/0!	
34																
35															Total Profile Score:	#DIV/0! *
36																
37															Estimated 2021 Financial Profile Designation:	#DIV/0!
38																
39																
40																
41																
42																

* Total Profile Score may change based on data provided on the Financial Profile Information, page 3 and by the timing of mandated categorical payments. Final score will be calculated by ISBE.

BASIC FINANCIAL STATEMENTS
STATEMENT OF ASSETS AND LIABILITIES ARISING FROM CASH TRANSACTIONS
STATEMENT OF POSITION AS OF JUNE 30, 2020

1	A	B	C	D	E	F	G	H	I	J	K	L	M	N
2	ASSETS (Enter Whole Dollars)	Acct. #	(10) Educational	(20) Operations & Maintenance	(30) Debt Services	(40) Transportation	(50) Municipal Retirement/Social Security	(60) Capital Projects	(70) Working Cash	(80) Tort	(90) Fire Prevention & Safety	Agency Fund	Account Groups	General Long-Term Debt
3	CURRENT ASSETS (100)													
4	Cash (Accounts 111 through 115) ¹		11,449,857	0	0	10,164	0	0	0	0	0	102,467		
5	Investments	120										0		
6	Taxes Receivable	130	0	0	0	0	0	0	0	0	0			
7	Interfund Receivables	140	0	0	0	0	0	0	0	0	0			
8	Intergovernmental Accounts Receivable	150	930,640	0	0	0	0	0	0	0	0			
9	Other Receivables	160	105,522	0	0	0	0	0	0	0	0	0		
10	Inventory	170	0	0	0	0	0	0	0	0	0	0		
11	Prepaid Items	180	94,502	0	0	0	0	0	0	0	0	0		
12	Other Current Assets (Describe & Itemize)	190	0	0	0	0	0	0	0	0	0	0		
13	Total Current Assets		12,580,521	0	0	10,164	0	0	0	0	0	102,467		
14	CAPITAL ASSETS (200)													
15	Works of Art & Historical Treasures	210											0	
16	Land	220											194,943	
17	Building & Building Improvements	230											18,319,202	
18	Site Improvements & Infrastructure	240											1,037,085	
19	Capitalized Equipment	250											7,360,677	
20	Construction in Progress	260											0	
21	Amount Available in Debt Service Funds	340												0
22	Amount to be Provided for Payment on Long-Term Debt	350												0
23	Total Capital Assets												26,911,907	0
24	CURRENT LIABILITIES (400)													
25	Interfund Payables	410	0	0	0	0	0	0	0	0	0			
26	Intergovernmental Accounts Payable	420												
27	Other Payables	430	122,762	0	0	0	0	0	0	0	0			
28	Contracts Payable	440	0	0	0	0	0	0	0	0	0			
29	Loans Payable	460	0	0	0	0	0	0	0	0	0			
30	Salaries & Benefits Payable	470	29,438	0	0	0	0	0	0	0	0			
31	Payroll Deductions & Withholdings	480	30	0	0	0	0	0	0	0	0			
32	Deferred Revenues & Other Current Liabilities	490	178,329	0	0	0	0	0	0	0	0			
33	Due to Activity Fund Organizations	493										102,467		
34	Total Current Liabilities		330,559	0	0	0	0	0	0	0	0	102,467		
35	LONG-TERM LIABILITIES (500)													
36	Long-Term Debt Payable (General Obligation, Revenue, Other)	511												0
37	Total Long-Term Liabilities													0
38	Reserved Fund Balance	714	600,854	0	0	0	0	0	0	0	0	0		
39	Unreserved Fund Balance	730	11,649,108	0	0	10,164	0	0	0	0	0	0		
40	Investment in General Fixed Assets												26,911,907	
41	Total Liabilities and Fund Balance		12,580,521	0	0	10,164	0	0	0	0	0	102,467	26,911,907	0

BASIC FINANCIAL STATEMENT
STATEMENT OF REVENUES RECEIVED/REVENUES, EXPENDITURES/DISBURSED/EXPENDITURES, OTHER
SOURCES (USES) AND CHANGES IN FUND BALANCE
ALL FUNDS - FOR THE YEAR ENDING JUNE 30, 2020

1	A	B	C	D	E	F	G	H	I	J	K
2	Description Whole Dollars	(Enter Acct #	(10) Educational	(20) Operations & Maintenance	(30) Debt Services	(40) Transportation	(50) Municipal Retirement/ Social Security	(60) Capital Projects	(70) Working Cash	(80) Tort	(90) Fire Prevention & Safety
61	Fund Balance Transfers Pledged to Pay Interest on Capital Leases	8540	0	0				0			
62	Taxes Pledged to Pay Principal on Revenue Bonds	8610									
63	Grants/Reimbursements Pledged to Pay Principal on Revenue Bonds	8620									
64	Other Revenues Pledged to Pay Principal on Revenue Bonds	8630									
65	Fund Balance Transfers Pledged to Pay Principal on Revenue Bonds	8640	0	0							
66	Taxes Pledged to Pay Interest on Revenue Bonds	8710									
67	Grants/Reimbursements Pledged to Pay Interest on Revenue Bonds	8720									
68	Other Revenues Pledged to Pay Interest on Revenue Bonds	8730									
69	Fund Balance Transfers Pledged to Pay Interest on Revenue Bonds	8740	0	0							
70	Taxes Transferred to Pay for Capital Projects	8810									
71	Grants/Reimbursements Pledged to Pay for Capital Projects	8820									
72	Other Revenues Pledged to Pay for Capital Projects	8830									
73	Fund Balance Transfers Pledged to Pay for Capital Projects	8840	0	0							
74	Transfer to Debt Service Fund to Pay Principal on ISBE Loans	8910	0	0		0	0	0			0
75	Other Uses Not Classified Elsewhere	8990	0	0	0	0	0	0	0	0	0
76	Total Other Uses of Funds		0	0	0	0	0	0	0	0	0
77	Total Other Sources/Uses of Funds		0	0	0	0	0	0	0	0	0
78	Excess of Receipts/Revenues and Other Sources of Funds (Over/Under) Expenditures/Disbursements and Other Uses of Funds		688,743	0	0	(134)	0	0	0	0	0
79	Fund Balances - July 1, 2019		11,561,219	0	0	10,298	0	0	0	0	0
80	Other Changes in Fund Balances - Increases (Decreases) (Describe & Itemize)										
81	Fund Balances - June 30, 2020		12,249,962	0	0	10,164	0	0	0	0	0

STATEMENT OF REVENUES RECEIVED/REVENUES FOR THE YEAR ENDING JUNE 30, 2020

1	A	B	C	D	E	F	G	H	I	J	K
2	Description (Enter Whole Dollars)	Acct #	(10) Educational	(20) Operations & Maintenance	(30) Debt Services	(40) Transportation	(50) Municipal Retirement/ Social Security	(60) Capital Projects	(70) Working Cash	(80) Tort	(90) Fire Prevention & Safety
147	School Breakfast Initiative	3365	0	0							
148	Driver Education	3370	0	0							
149	Adult Ed (from ICCB)	3410	0	0	0	0	0	0	0	0	0
150	Adult Ed - Other (Describe & Itemize)	3499	0	0	0	0	0	0	0	0	0
151	TRANSPORTATION										
152	Transportation - Regular and Vocational	3500	0	0		0	0				
153	Transportation - Special Education	3510	0	0		0	0				
154	Transportation - Other (Describe & Itemize)	3599	0	0		0	0				
155	Total Transportation		0	0		0	0				
156	Learning Improvement - Change Grants	3610	0								
157	Scientific Literacy	3660	0	0		0	0				
158	Truant Alternative/Optional Education	3695	0			0	0				
159	Early Childhood - Block Grant	3705	0	0		0	0				
160	Chicago General Education Block Grant	3766	0	0		0	0				
161	Chicago Educational Services Block Grant	3767	0	0		0	0				
162	School Safety & Educational Improvement Block Grant	3775	0	0	0	0	0	0			0
163	Technology - Technology for Success	3780	0	0	0	0	0	0			0
164	State Charter Schools	3815	0			0					
165	Extended Learning Opportunities - Summer Bridges	3825	0			0					
166	Infrastructure Improvements - Planning/Construction	3920		0				0			
167	School Infrastructure - Maintenance Projects	3925		0				0			0
168	Other Restricted Revenue from State Sources (Describe & Itemize)	3999	0	0	0	0	0	0	0	0	0
169	Total Restricted Grants-In-Aid		2,186,014	0	0	0	0	0	0	0	0
170	Total Receipts from State Sources	3000	2,186,014	0	0	0	0	0	0	0	0
171	RECEIPTS/REVENUES FROM FEDERAL SOURCES (4000)										
172	UNRESTRICTED GRANTS-IN-AID RECEIVED DIRECTLY FROM FEDERAL GOVT (4001-4009)										
173	Federal Impact Aid	4001	0	0	0	0	0	0	0	0	0
174	Other Unrestricted Grants-In-Aid Received Directly from the Fed Govt (Describe & Itemize)	4009	0	0	0	0	0	0	0	0	0
175	Total Unrestricted Grants-In-Aid Received Directly from the Federal Govt		0	0	0	0	0	0	0	0	0
176	RESTRICTED GRANTS-IN-AID RECEIVED DIRECTLY FROM FEDERAL GOVT (4045-4090)										
177	Head Start	4045	0								
178	Construction (Impact Aid)	4050	0	0				0			
179	MAGNET	4060	0	0		0	0	0			
180	Other Restricted Grants-In-Aid Received Directly from the Federal Govt (Describe & Itemize)	4090	0	0		0	0	0			0
181	Total Restricted Grants-In-Aid Received Directly from Federal Govt		0	0		0	0	0			0
182	RESTRICTED GRANTS-IN-AID RECEIVED FROM FEDERAL GOVT THRU THE STATE (4100-4999)										
183	TITLE V										
184	Title V - Innovation and Flexibility Formula	4100	0	0		0	0				
185	Title V - District Projects	4105	0	0		0	0				
186	Title V - Rural Education Initiative (REI)	4107	0	0		0	0				
187	Title V - Other (Describe & Itemize)	4199	0	0		0	0				
188	Total Title V		0	0		0	0				
189	FOOD SERVICE										
190	Breakfast Start-Up Expansion	4200	0				0				
191	National School Lunch Program	4210	0				0				
192	Special Milk Program	4215	0				0				
193	School Breakfast Program	4220	0				0				
194	Summer Food Service Program	4225	0				0				
195	Child Adult Care Food Program	4226	0				0				
196	Fresh Fruits & Vegetables	4240	0								
197	Food Service - Other (Describe & Itemize)	4299	0				0				
198	Total Food Service		0				0				
199	TITLE I										
200	Title I - Low Income	4300	0	0			0				
201	Title I - Low Income - Neglected, Private	4305	0	0			0				
202	Title I - Migrant Education	4340	0	0			0				
203	Title I - Other (Describe & Itemize)	4399	0	0			0				
204	Total Title I		0	0			0				
205	TITLE IV										
206	Title IV - Safe & Drug Free Schools - Formula	4400	0	0			0				
207	Title IV - 21st Century Comm Learning Centers	4421	0	0			0				
208	Title IV - Other (Describe & Itemize)	4499	0	0			0				
209	Total Title IV		0	0			0				
210	FEDERAL - SPECIAL EDUCATION										
211	Fed - Spec Education - Preschool Flow-Through	4600	0	0			0				
212	Fed - Spec Education - Preschool Discretionary	4605	0	0			0				
213	Fed - Spec Education - IDEA - Flow Through	4620	0	0			0				
214	Fed - Spec Education - IDEA - Room & Board	4625	0	0			0				
215	Fed - Spec Education - IDEA - Discretionary	4630	0	0			0				
216	Fed - Spec Education - IDEA - Other (Describe & Itemize)	4699	0	0			0				

STATEMENT OF EXPENDITURES DISBURSED/EXPENDITURES, BUDGET TO ACTUAL
FOR THE YEAR ENDING JUNE 30, 2020

1	A	B	C	D	E	F	G	H	I	J	K	L
2	Description (Enter Whole Dollars)	Func #	(100) Salaries	(200) Employee Benefits	(300) Purchased Services	(400) Supplies & Materials	(500) Capital Outlay	(600) Other Objects	(700) Non-Capitalized Equipment	(800) Termination Benefits	(900) Total	Budget
3	10 - EDUCATIONAL FUND (ED)											
4	INSTRUCTION (ED)	1000										
5	Regular Programs	1100	0	0	0	0	0	0	0	0	0	0
6	Tuition Payment to Charter Schools	1115			0						0	0
7	Pre-K Programs	1125	0	0	0	0	0	0	0	0	0	0
8	Special Education Programs (Functions 1200-1220)	1200	0	0	0	0	0	0	0	0	0	0
9	Special Education Programs Pre-K	1225	0	0	0	0	0	0	0	0	0	0
10	Remedial and Supplemental Programs K-12	1250	0	0	0	0	0	0	0	0	0	0
11	Remedial and Supplemental Programs Pre-K	1275	0	0	0	0	0	0	0	0	0	0
12	Adult/Continuing Education Programs	1300	0	0	0	0	0	0	0	0	0	0
13	CTE Programs	1400	2,016,541	462,887	61,089	504,979	533,714	1,999	0	0	3,581,209	3,382,438
14	Interscholastic Programs	1500	0	0	0	0	0	0	0	0	0	0
15	Summer School Programs	1600	45,745	1,410	0	313	0	0	0	0	47,468	55,188
16	Gifted Programs	1650	0	0	0	0	0	0	0	0	0	0
17	Driver's Education Programs	1700	0	0	0	0	0	0	0	0	0	0
18	Bilingual Programs	1800	0	0	0	0	0	0	0	0	0	0
19	Truant Alternative & Optional Programs	1900	0	0	0	0	0	0	0	0	0	0
20	Pre-K Programs - Private Tuition	1910						0			0	0
21	Regular K-12 Programs - Private Tuition	1911						0			0	0
22	Special Education Programs K-12 - Private Tuition	1912						0			0	0
23	Special Education Programs Pre-K - Tuition	1913						0			0	0
24	Remedial/Supplemental Programs K-12 - Private Tuition	1914						0			0	0
25	Remedial/Supplemental Programs Pre-K - Private Tuition	1915						0			0	0
26	Adult/Continuing Education Programs - Private Tuition	1916						0			0	0
27	CTE Programs - Private Tuition	1917						0			0	0
28	Interscholastic Programs - Private Tuition	1918						0			0	0
29	Summer School Programs - Private Tuition	1919						0			0	0
30	Gifted Programs - Private Tuition	1920						0			0	0
31	Bilingual Programs - Private Tuition	1921						0			0	0
32	Truants Alternative/Optional Ed Progrms - Private Tuition	1922						0			0	0
33	Total Instruction ¹⁰	1000	2,062,286	464,297	61,089	505,292	533,714	1,999	0	0	3,628,677	3,437,626
34	SUPPORT SERVICES (ED)	2000										
35	SUPPORT SERVICES - PUPILS											
36	Attendance & Social Work Services	2110	0	0	0	0	0	0	0	0	0	0
37	Guidance Services	2120	51,486	28,379	9,707	0	0	0	0	0	89,572	89,874
38	Health Services	2130	17,541	3,177	7	2,856	0	80	0	0	23,661	53,176
39	Psychological Services	2140	0	0	0	0	0	0	0	0	0	0
40	Speech Pathology & Audiology Services	2150	0	0	0	0	0	0	0	0	0	0
41	Other Support Services - Pupils (Describe & Itemize)	2190	322,382	96,378	6,096	5,111	0	305	0	0	430,272	515,500
42	Total Support Services - Pupils	2100	391,409	127,934	15,810	7,967	0	385	0	0	543,505	658,550
43	SUPPORT SERVICES - INSTRUCTIONAL STAFF											
44	Improvement of Instruction Services	2210	145,840	30,013	7,497	1,825	0	165	0	0	185,340	216,507
45	Educational Media Services	2220	0	0	0	0	0	0	0	0	0	0
46	Assessment & Testing	2230	0	0	2,750	0	0	0	0	0	2,750	0
47	Total Support Services - Instructional Staff	2200	145,840	30,013	10,247	1,825	0	165	0	0	188,090	216,507
48	SUPPORT SERVICES - GENERAL ADMINISTRATION											
49	Board of Education Services	2310	0	0	144,982	775	0	0	0	0	145,757	186,230
50	Executive Administration Services	2320	245,016	73,683	5,570	1,126	0	1,945	0	0	327,340	342,311
51	Special Area Administration Services	2330	0	0	0	0	0	0	0	0	0	0
52	Tort Immunity Services	2360 - 2370	0	0	0	0	0	0	0	0	0	0
53	Total Support Services - General Administration	2300	245,016	73,683	150,552	1,901	0	1,945	0	0	473,097	528,541
54	SUPPORT SERVICES - SCHOOL ADMINISTRATION											
55	Office of the Principal Services	2410	195,870	56,637	7,073	5,424	0	499	0	0	265,503	265,498
56	Other Support Services - School Admin (Describe & Itemize)	2490	0	0	0	0	0	0	0	0	0	0
57	Total Support Services - School Administration	2400	195,870	56,637	7,073	5,424	0	499	0	0	265,503	265,498
58	SUPPORT SERVICES - BUSINESS											
59	Direction of Business Support Services	2510	190,277	52,883	4,793	1,013	0	1,025	0	0	249,991	264,891
60	Fiscal Services	2520	39,319	6,746	0	0	0	0	0	0	46,065	44,903
61	Operation & Maintenance of Plant Services	2540	221,548	98,634	323,961	377,680	170,366	0	0	0	1,192,189	1,344,703
62	Pupil Transportation Services	2550	0	0	0	0	0	0	0	0	0	300
63	Food Services	2560	0	0	0	0	0	0	0	0	0	0
64	Internal Services	2570	11,201	857	67,058	5,587	0	0	0	0	84,703	131,984
65	Total Support Services - Business	2500	462,345	159,120	395,812	384,280	170,366	1,025	0	0	1,572,948	1,786,781
66	SUPPORT SERVICES - CENTRAL											
67	Direction of Central Support Services	2610	0	0	0	0	0	0	0	0	0	0
68	Planning, Research, Development, & Evaluation Services	2620	0	0	0	0	0	0	0	0	0	0
69	Information Services	2630	0	0	11,326	982	0	0	0	0	12,308	81,240
70	Staff Services	2640	0	1,000	0	0	0	0	0	0	1,000	6,200
71	Data Processing Services	2660	111,707	46,615	31,822	166,367	70,197	0	0	0	426,708	453,568

STATEMENT OF EXPENDITURES DISBURSED/EXPENDITURES, BUDGET TO ACTUAL
FOR THE YEAR ENDING JUNE 30, 2020

1	A	B	C	D	E	F	G	H	I	J	K	L
2	Description (Enter Whole Dollars)	Func #	(100) Salaries	(200) Employee Benefits	(300) Purchased Services	(400) Supplies & Materials	(500) Capital Outlay	(600) Other Objects	(700) Non-Capitalized Equipment	(800) Termination Benefits	(900) Total	Budget
72	Total Support Services - Central	2600	111,707	47,615	43,148	167,349	70,197	0	0	0	440,016	541,008
73	Other Support Services (Describe & Itemize)	2900	0	0	0	0	0	0	0	0	0	0
74	Total Support Services	2000	1,552,187	495,002	622,642	568,746	240,563	4,019	0	0	3,483,159	3,996,885
75	COMMUNITY SERVICES (ED)	3000	0	0	0	0	0	0	0	0	0	0
76	PAYMENTS TO OTHER DISTRICTS & GOVT UNITS (ED)	4000										
77	PAYMENTS TO OTHER GOVT UNITS (IN-STATE)											
78	Payments for Regular Programs	4110			0			0			0	0
79	Payments for Special Education Programs	4120			0			0			0	0
80	Payments for Adult/Continuing Education Programs	4130			0			0			0	0
81	Payments for CTE Programs	4140			0			0			0	1,533,644
82	Payments for Community College Programs	4170			0			0			0	0
83	Other Payments to In-State Govt. Units (Describe & Itemize)	4190			0			0			0	0
84	Total Payments to Other Govt Units (In-State)	4100			0			0			0	1,533,644
85	Payments for Regular Programs - Tuition	4210						0			0	0
86	Payments for Special Education Programs - Tuition	4220						0			0	0
87	Payments for Adult/Continuing Education Programs - Tuition	4230						0			0	0
88	Payments for CTE Programs - Tuition	4240						0			0	0
89	Payments for Community College Programs - Tuition	4270						0			0	0
90	Payments for Other Programs - Tuition	4280						0			0	0
91	Other Payments to In-State Govt Units	4290						0			0	0
92	Total Payments to Other Govt Units -Tuition (In State)	4200						0			0	0
93	Payments for Regular Programs - Transfers	4310						0			0	0
94	Payments for Special Education Programs - Transfers	4320						0			0	0
95	Payments for Adult/Continuing Ed Programs-Transfers	4330						0			0	0
96	Payments for CTE Programs - Transfers	4340						1,540,587			1,540,587	0
97	Payments for Community College Program - Transfers	4370						0			0	0
98	Payments for Other Programs - Transfers	4380						0			0	0
99	Other Payments to In-State Govt Units - Transfers	4390			0			0			0	0
100	Total Payments to Other Govt Units -Transfers (In-State)	4300			0			1,540,587			1,540,587	0
101	Payments to Other Govt Units (Out-of-State)	4400						0			0	0
102	Total Payments to Other Govt Units	4000			0			1,540,587			1,540,587	1,533,644
103	DEBT SERVICES (ED)	5000										
104	DEBT SERVICES - INTEREST ON SHORT-TERM DEBT											
105	Tax Anticipation Warrants	5110						0			0	0
106	Tax Anticipation Notes	5120						0			0	0
107	Corporate Personal Prop. Repl. Tax Anticipation Notes	5130						0			0	0
108	State Aid Anticipation Certificates	5140						0			0	0
109	Other Interest on Short-Term Debt	5150						0			0	0
110	Total Interest on Short-Term Debt	5100						0			0	0
111	Debt Services - Interest on Long-Term Debt	5200						0			0	0
112	Total Debt Services	5000						0			0	0
113	PROVISIONS FOR CONTINGENCIES (ED)	6000										0
114	Total Direct Disbursements/Expenditures		3,614,473	959,299	683,731	1,074,038	774,277	1,546,605	0	0	8,652,423	8,968,155
115	Excess (Deficiency) of Receipts/Revenues Over Disbursements/Expenditures										688,743	
116												
117	20 - OPERATIONS & MAINTENANCE FUND (O&M)											
118	SUPPORT SERVICES (O&M)	2000										
119	SUPPORT SERVICES - PUPILS											
120	Other Support Services - Pupils (Func. 2190 Describe & Itemize)	2100	0	0	0	0	0	0	0	0	0	0
121	SUPPORT SERVICES - BUSINESS											
122	Direction of Business Support Services	2510	0	0	0	0	0	0	0	0	0	0
123	Facilities Acquisition & Construction Services	2530	0	0	0	0	0	0	0	0	0	0
124	Operation & Maintenance of Plant Services	2540	0	0	0	0	0	0	0	0	0	0
125	Pupil Transportation Services	2550	0	0	0	0	0	0	0	0	0	0
126	Food Services	2560						0			0	0
127	Total Support Services - Business	2500	0	0	0	0	0	0	0	0	0	0
128	Other Support Services (Describe & Itemize)	2900	0	0	0	0	0	0	0	0	0	0
129	Total Support Services	2000	0	0	0	0	0	0	0	0	0	0
130	COMMUNITY SERVICES (O&M)	3000	0	0	0	0	0	0	0	0	0	0
131	PAYMENTS TO OTHER DIST & GOVT UNITS (O&M)	4000										
132	PAYMENTS TO OTHER GOVT UNITS (IN-STATE)											
133	Payments for Regular Programs	4110			0			0.00			0	0
134	Payments for Special Education Programs	4120			0			0			0	0
135	Payments for CTE Programs	4140			0			0			0	0
136	Other Payments to In-State Govt. Units (Describe & Itemize)	4190			0			0			0	0
137	Total Payments to Other Govt. Units (In-State)	4100			0			0			0	0
138	Payments to Other Govt. Units (Out of State)	4400			0			0			0	0

STATEMENT OF EXPENDITURES DISBURSED/EXPENDITURES, BUDGET TO ACTUAL
FOR THE YEAR ENDING JUNE 30, 2020

1	A	B	C	D	E	F	G	H	I	J	K	L
2	Description (Enter Whole Dollars)	Func #	(100) Salaries	(200) Employee Benefits	(300) Purchased Services	(400) Supplies & Materials	(500) Capital Outlay	(600) Other Objects	(700) Non-Capitalized Equipment	(800) Termination Benefits	(900) Total	Budget
139	Total Payments to Other Govt Units	4000			0			0			0	0
140	DEBT SERVICES (O&M)	5000										
141	DEBT SERVICES - INTEREST ON SHORT-TERM DEBT											
142	Tax Anticipation Warrants	5110						0			0	0
143	Tax Anticipation Notes	5120						0			0	0
144	Corporate Personal Prop. Repl. Tax Anticipation Notes	5130						0			0	0
145	State Aid Anticipation Certificates	5140						0			0	0
146	Other Interest on Short-Term Debt (Describe & Itemize)	5150						0			0	0
147	Total Debt Service - Interest on Short-Term Debt	5100						0			0	0
148	DEBT SERVICE - INTEREST ON LONG-TERM DEBT	5200						0			0	0
149	Total Debt Services	5000						0			0	0
150	PROVISIONS FOR CONTINGENCIES (O&M)	6000										
151	Total Direct Disbursements/Expenditures		0	0	0	0	0	0	0	0	0	0
152	Excess (Deficiency) of Receipts/Revenues/Over Disbursements/ Expenditures										0	
153												
154	30 - DEBT SERVICES (DS)											
155	PAYMENTS TO OTHER DIST & GOVT UNITS (DS)	4000										
156	PAYMENTS TO OTHER DIST & GOVT UNITS (In-State)											
157	Payments for Regular Programs	4110						0			0	0
158	Payments for Special Education Programs	4120						0			0	0
159	Other Payments to In-State Govt Units (Describe & Itemize)	4190						0			0	0
160	Total Payments to Other Districts & Govt Units (In-State)	4000						0			0	0
161	DEBT SERVICES (DS)	5000										
162	DEBT SERVICES - INTEREST ON SHORT-TERM DEBT											
163	Tax Anticipation Warrants	5110						0			0	0
164	Tax Anticipation Notes	5120						0			0	0
165	Corporate Personal Prop. Repl. Tax Anticipation Notes	5130						0			0	0
166	State Aid Anticipation Certificates	5140						0			0	0
167	Other Interest on Short-Term Debt (Describe & Itemize)	5150						0			0	0
168	Total Debt Services - Interest On Short-Term Debt	5100						0			0	0
169	DEBT SERVICES - INTEREST ON LONG-TERM DEBT	5200						0			0	0
170	DEBT SERVICES - PAYMENTS OF PRINCIPAL ON LONG-TERM DEBT (Lease/Purchase Principal Retired) ¹¹	5300						0			0	0
171	DEBT SERVICES - OTHER (Describe & Itemize)	5400			0			0			0	0
172	Total Debt Services	5000			0			0			0	0
173	PROVISION FOR CONTINGENCIES (DS)	6000										0
174	Total Disbursements/ Expenditures				0			0			0	0
175	Excess (Deficiency) of Receipts/Revenues Over Disbursements/Expenditures										0	
176												
177	40 - TRANSPORTATION FUND (TR)											
178	SUPPORT SERVICES (TR)											
179	SUPPORT SERVICES - PUPILS											
180	Other Support Services - Pupils (Func. 2190 Describe & Itemize)	2100	0	0	0	0	0	0	0	0	0	0
181	SUPPORT SERVICES - BUSINESS											
182	Pupil Transportation Services	2550	0	0	0	134	0	0	0	0	134	0
183	Other Support Services (Describe & Itemize)	2900	0	0	0	0	0	0	0	0	0	0
184	Total Support Services	2000	0	0	0	134	0	0	0	0	134	0
185	COMMUNITY SERVICES (TR)	3000	0	0	0	0	0	0	0	0	0	0
186	PAYMENTS TO OTHER DIST & GOVT UNITS (TR)	4000										
187	PAYMENTS TO OTHER GOVT UNITS (IN-STATE)											
188	Payments for Regular Programs	4110			0			0			0	0
189	Payments for Special Education Programs	4120			0			0			0	0
190	Payments for Adult/Continuing Education Programs	4130			0			0			0	0
191	Payments for CTE Programs	4140			0			0			0	0
192	Payments for Community College Programs	4170			0			0			0	0
193	Other Payments to In-State Govt. Units (Describe & Itemize)	4190			0			0			0	0
194	Total Payments to Other Govt. Units (In-State)	4100			0			0			0	0
195	PAYMENTS TO OTHER GOVT UNITS (OUT-OF-STATE)	4400			0			0			0	0
196	Total Payments to Other Govt Units	4000			0			0			0	0
197	DEBT SERVICES (TR)	5000										
198	DEBT SERVICE - INTEREST ON SHORT-TERM DEBT											
199	Tax Anticipation Warrants	5110						0			0	0
200	Tax Anticipation Notes	5120						0			0	0
201	Corporate Personal Prop. Repl. Tax Anticipation Notes	5130						0			0	0
202	State Aid Anticipation Certificates	5140						0			0	0
203	Other Interest on Short-Term Debt (Describe & Itemize)	5150						0			0	0

STATEMENT OF EXPENDITURES DISBURSED/EXPENDITURES, BUDGET TO ACTUAL
FOR THE YEAR ENDING JUNE 30, 2020

1	A	B	C	D	E	F	G	H	I	J	K	L
2	Description (Enter Whole Dollars)	Funct #	(100) Salaries	(200) Employee Benefits	(300) Purchased Services	(400) Supplies & Materials	(500) Capital Outlay	(600) Other Objects	(700) Non-Capitalized Equipment	(800) Termination Benefits	(900) Total	Budget
271	SUPPORT SERVICES - CENTRAL											
272	Direction of Central Support Services	2610		0							0	0
273	Planning, Research, Development, & Evaluation Services	2620		0							0	0
274	Information Services	2630		0							0	0
275	Staff Services	2640		0							0	0
276	Data Processing Services	2660		0							0	0
277	Total Support Services - Central	2600		0							0	0
278	Other Support Services (Describe & Itemize)	2900		0							0	0
279	Total Support Services	2000		0							0	0
280	COMMUNITY SERVICES (MR/SS)	3000		0							0	0
281	PAYMENTS TO OTHER DIST & GOVT UNITS (MR/SS)	4000										
282	Payments for Regular Programs	4110		0							0	0
283	Payments for Special Education Programs	4120		0							0	0
284	Payments for CTE Programs	4140		0							0	0
285	Total Payments to Other Govt Units	4000		0							0	0
286	DEBT SERVICES (MR/SS)	5000										
287	DEBT SERVICE - INTEREST ON SHORT-TERM DEBT											
288	Tax Anticipation Warrants	5110						0			0	0
289	Tax Anticipation Notes	5120						0			0	0
290	Corporate Personal Prop. Repl. Tax Anticipation Notes	5130						0			0	0
291	State Aid Anticipation Certificates	5140						0			0	0
292	Other (Describe & Itemize)	5150						0			0	0
293	Total Debt Services - Interest	5000						0			0	0
294	PROVISION FOR CONTINGENCIES (MR/SS)	6000										0
295	Total Disbursements/Expenditures			0				0			0	0
296	Excess (Deficiency) of Receipts/Revenues Over Disbursements/Expenditures										0	
297												
298	60 - CAPITAL PROJECTS (CP)											
299	SUPPORT SERVICES (CP)	2000										
300	SUPPORT SERVICES - BUSINESS											
301	Facilities Acquisition and Construction Services	2530	0	0	0	0	0	0	0	0	0	0
302	Other Support Services (Describe & Itemize)	2900	0	0	0	0	0	0	0	0	0	0
303	Total Support Services	2000	0	0	0	0	0	0	0	0	0	0
304	PAYMENTS TO OTHER DIST & GOVT UNITS (CP)	4000										
305	PAYMENTS TO OTHER GOVT UNITS (In-State)											
306	Payments to Regular Programs (In-State)	4110			0			0			0	0
307	Payments for Special Education Programs	4120			0			0			0	0
308	Payments for CTE Programs	4140			0			0			0	0
309	Other Payments to In-State Govt. Units (Describe & Itemize)	4190			0			0			0	0
310	Total Payments to Other Govt Units	4000			0			0			0	0
311	PROVISION FOR CONTINGENCIES (S&C/CI)	6000										0
312	Total Disbursements/ Expenditures		0	0	0	0	0	0	0	0	0	0
313	Excess (Deficiency) of Receipts/Revenues Over Disbursements/Expenditures										0	
314												
315	70 - WORKING CASH (WC)											
316												
317	80 - TORT FUND (TF)											
318	SUPPORT SERVICES - GENERAL ADMINISTRATION											
319	Claims Paid from Self Insurance Fund	2361	0	0	0	0	0	0	0	0	0	0
320	Workers' Compensation or Workers' Occupation Disease Acts Pymts	2362	0	0	0	0	0	0	0	0	0	0
321	Unemployment Insurance Payments	2363	0	0	0	0	0	0	0	0	0	0
322	Insurance Payments (Regular or Self-Insurance)	2364	0	0	0	0	0	0	0	0	0	0
323	Risk Management and Claims Services Payments	2365	0	0	0	0	0	0	0	0	0	0
324	Judgment and Settlements	2366	0	0	0	0	0	0	0	0	0	0
325	Educational, Inspectional, Supervisory Services Related to Loss Prevention or Reduction	2367	0	0	0	0	0	0	0	0	0	0
326	Reciprocal Insurance Payments	2368	0	0	0	0	0	0	0	0	0	0
327	Legal Services	2369	0	0	0	0	0	0	0	0	0	0
328	Property Insurance (Buildings & Grounds)	2371	0	0	0	0	0	0	0	0	0	0
329	Vehicle Insurance (Transportation)	2372	0	0	0	0	0	0	0	0	0	0
330	Total Support Services - General Administration	2000	0	0	0	0	0	0	0	0	0	0
331	PAYMENTS TO OTHER DIST & GOVT UNITS (TF)	4000										
332	Payments for Regular Programs	4110						0			0	0
333	Payments for Special Education Programs	4120						0			0	0
334	Total Payments to Other Dist & Govt Units	4000						0			0	0
335	DEBT SERVICES (TF)	5000										
336	DEBT SERVICES - INTEREST ON SHORT-TERM DEBT											
337	Tax Anticipation Warrants	5110						0			0	0

	A	B	C	D	E	F
1	SCHEDULE OF AD VALOREM TAX RECEIPTS					
2	Description (Enter Whole Dollars)	Taxes Received 7-1-19 thru 6-30-20 (from 2018 Levy & Prior Levies) *	Taxes Received (from the 2019 Levy)	Taxes Received (from 2018 & Prior Levies)	Total Estimated Taxes (from the 2019 Levy)	Estimated Taxes Due (from the 2019 Levy)
3				(Column B - C)		(Column E - C)
4		Educational	0		0	
5	Operations & Maintenance	0		0		0
6	Debt Services **	0		0		0
7	Transportation	0		0		0
8	Municipal Retirement	0		0		0
9	Capital Improvements	0		0		0
10	Working Cash	0		0		0
11	Tort Immunity	0		0		0
12	Fire Prevention & Safety	0		0		0
13	Leasing Levy	0		0		0
14	Special Education	0		0		0
15	Area Vocational Construction	0		0		0
16	Social Security/Medicare Only	0		0		0
17	Summer School	0		0		0
18	Other (Describe & Itemize)	0		0		0
19	Totals	0	0	0	0	0
20						
21	* The formulas in column B are unprotected to be overridden when reporting on a ACCRUAL basis.					
22	** All tax receipts for debt service payments on bonds must be recorded on line 6 (Debt Services).					

	A	B	C	D	E	F	G	H	I	J
1	SCHEDULE OF SHORT-TERM DEBT									
2	Description (Enter Whole Dollars)	Outstanding Beginning July 1, 2019	Issued July 1, 2019 thru June 30, 2020	Retired July 1, 2019 thru June 30, 2020	Outstanding Ending June 30, 2020					
3	CORPORATE PERSONAL PROPERTY REPLACEMENT TAX ANTICIPATION NOTES (CPPRT)									
4	Total CPPRT Notes				0					
5	TAX ANTICIPATION WARRANTS (TAW)									
6	Educational Fund				0					
7	Operations & Maintenance Fund				0					
8	Debt Services - Construction				0					
9	Debt Services - Working Cash				0					
10	Debt Services - Refunding Bonds				0					
11	Transportation Fund				0					
12	Municipal Retirement/Social Security Fund				0					
13	Fire Prevention & Safety Fund				0					
14	Other - (Describe & Itemize)				0					
15	Total TAWs	0	0	0	0					
16	TAX ANTICIPATION NOTES (TAN)									
17	Educational Fund				0					
18	Operations & Maintenance Fund				0					
19	Fire Prevention & Safety Fund				0					
20	Other - (Describe & Itemize)				0					
21	Total TANs	0	0	0	0					
22	TEACHERS'/EMPLOYEES' ORDERS (T/EO)									
23	Total T/EOs (Educational, Operations & Maintenance, & Transportation Funds)				0					
24	General State Aid/Evidence-Based Funding Anticipation Certificates									
25	Total (All Funds)				0					
26	OTHER SHORT-TERM BORROWING									
27	Total Other Short-Term Borrowing (Describe & Itemize)				0					
28										
29	SCHEDULE OF LONG-TERM DEBT									
30	Identification or Name of Issue	Date of Issue (mm/dd/yy)	Amount of Original Issue	Type of Issue *	Outstanding Beginning July 1, 2019	Issued July 1, 2019 thru June 30, 2020	Any differences (Described and Itemize)	Retired July 1, 2019 thru June 30, 2020	Outstanding Ending June 30, 2020	Amount to be Provided for Payment on Long-Term Debt
31									0	
32									0	
33									0	
34									0	
35									0	
36									0	
37									0	
38									0	
39									0	
40									0	
41									0	
42									0	
43									0	
44									0	
45									0	
46									0	
47									0	
48									0	
49			0		0	0	0	0	0	0
50										
51	• Each type of debt issued must be identified separately with the amount:									
52	1. Working Cash Fund Bonds	4. Fire Prevent, Safety, Environmental and Energy Bonds	7. Other							
53	2. Funding Bonds	5. Tort Judgment Bonds	8. Other							
54	3. Refunding Bonds	6. Building Bonds	9. Other							

Schedule of Restricted Local Tax Levies and Selected Revenues Sources
Schedule of Tort Immunity Expenditures

	A	B	C	D	E	F	G	H	I	J	K	
1	SCHEDULE OF RESTRICTED LOCAL TAX LEVIES AND SELECTED REVENUE SOURCES											
2	Description (Enter Whole Dollars)					Account No	Tort Immunity^a	Special Education	Area Vocational Construction	School Facility Occupation Taxes^b	Driver Education	
3	Cash Basis Fund Balance as of July 1, 2019											
4	RECEIPTS:											
5	Ad Valorem Taxes Received by District					10, 20, 40 or 50-1100		0				
6	Earnings on Investments					10, 20, 40, 50 or 60-1500						
7	Drivers' Education Fees					10-1970					0	
8	School Facility Occupation Tax Proceeds					30 or 60-1983						
9	Driver Education					10 or 20-3370					0	
10	Other Receipts (Describe & Itemize)					--						
11	Sale of Bonds					10, 20, 40 or 60-7200						
12	Total Receipts						0	0	0	0	0	
13	DISBURSEMENTS:											
14	Instruction					10 or 50-1000		0			0	
15	Facilities Acquisition & Construction Services					20 or 60-2530						
16	Tort Immunity Services					10, 20, 40-2360-2370						
17	DEBT SERVICE											
18	Debt Services - Interest on Long-Term Debt					30-5200						
19	Debt Services - Principal Payments on Long-Term Debt (Lease/Purchase Principal Retired)					30-5300						
20	Debt Services Other (Describe & Itemize)					30-5400						
21	Total Debt Services									0		
22	Other Disbursements (Describe & Itemize)					--						
23	Total Disbursements						0	0	0	0	0	
24	Ending Cash Basis Fund Balance as of June 30, 2020						0	0	0	0	0	
25	Reserved Fund Balance					714						
26	Unreserved Fund Balance					730	0	0	0	0	0	

28	SCHEDULE OF TORT IMMUNITY EXPENDITURES^a											
29												
30	Yes <input type="checkbox"/> No <input type="checkbox"/> Has the entity established an insurance reserve pursuant to 745 ILCS 10/9-103?											
31	If yes, list in the aggregate the following:											
32						Total Claims Payments:						
32						Total Reserve Remaining:						
34	<i>In the following categories, list all other Tort Immunity expenditures not included in line 30 above. Enter total dollar amount for each category.</i>											
35	Expenditures:											
36	Workers' Compensation Act and/or Workers' Occupational Disease Act											
37	Unemployment Insurance Act											
38	Insurance (Regular or Self-Insurance)											
39	Risk Management and Claims Service											
40	Judgments/Settlements											
41	Educational, Inspectional, Supervisory Services Related to Loss Prevention and/or Reduction											
42	Reciprocal Insurance Payments (Insurance Code 72, 76, and 81)											
43	Legal Services											
44	Principal and Interest on Tort Bonds											

^a Schedules for Tort Immunity are to be completed **only if** expenditures have been reported in any fund other than the Tort Immunity Fund (80) during the fiscal year as a result of existing (restricted) fund balances in those other funds that are being spent down. Cell G6 above should include interest earnings only from these restricted tort immunity monies and only if reported in a fund **other** than Tort Immunity Fund (80).

^b 55 ILCS 5/5-1006.7

	A	B	C	D	E	F	G	H	I	J	K	L
1	SCHEDULE OF CAPITAL OUTLAY AND DEPRECIATION											
2	Description of Assets (Enter Whole Dollars)	Acct #	Cost Beginning July 1, 2019	Add: Additions July 1, 2019 thru June 30, 2020	Less: Deletions July 1, 2019 thru June 30, 2020	Cost Ending June 30, 2020	Life In Years	Accumulated Depreciation Beginning July 1, 2019	Add: Depreciation Allowable July 1, 2019 thru June 30, 2020	Less: Depreciation Deletions July 1, 2019 thru June 30, 2020	Accumulated Depreciation Ending June 30, 2020	Ending Balance Undepreciated June 30, 2020
3	Works of Art & Historical Treasures	210				0					0	0
4	Land	220										
5	Non-Depreciable Land	221	194,943			194,943						194,943
6	Depreciable Land	222				0	50		0		0	0
7	Buildings	230										
8	Permanent Buildings	231	18,271,701	47,501		18,319,202	50	10,771,137	366,384		11,137,521	7,181,681
9	Temporary Buildings	232				0	20		0		0	0
10	Improvements Other than Buildings (Infrastructure)	240	1,037,085			1,037,085	20	1,018,736	18,349		1,037,085	0
11	Capitalized Equipment	250										
12	10 Yr Schedule	251	7,056,315	460,931	156,569	7,360,677	10	7,132,900	384,346	156,569	7,360,677	0
13	5 Yr Schedule	252				0	5		0		0	0
14	3 Yr Schedule	253				0	3		0		0	0
15	Construction in Progress	260				0	--					0
16	Total Capital Assets	200	26,560,044	508,432	156,569	26,911,907		18,922,773	769,079	156,569	19,535,283	7,376,624
17	Non-Capitalized Equipment	700				0	10		0			
18	Allowable Depreciation								769,079			

	A	B	C	D	E	F
1	ESTIMATED OPERATING EXPENSE PER PUPIL (OEPP)/PER CAPITA TUITION CHARGE (PCTC) COMPUTATIONS (2019 - 2020)					
2	<i>This schedule is completed for school districts only.</i>					
4	Fund	Sheet, Row	ACCOUNT NO - TITLE		Amount	
6	OPERATING EXPENSE PER PUPIL					
7	EXPENDITURES:					
8	ED	Expenditures 15-22, L114		Total Expenditures	\$	8,652,423
9	O&M	Expenditures 15-22, L151		Total Expenditures		0
10	DS	Expenditures 15-22, L174		Total Expenditures		0
11	TR	Expenditures 15-22, L210		Total Expenditures		134
12	MR/SS	Expenditures 15-22, L295		Total Expenditures		0
13	TORT	Expenditures 15-22, L342		Total Expenditures		0
14				Total Expenditures	\$	8,652,557
16	LESS RECEIPTS/REVENUES OR DISBURSEMENTS/EXPENDITURES NOT APPLICABLE TO THE REGULAR K-12 PROGRAM:					
18	TR	Revenues 9-14, L43, Col F	1412	Regular - Transp Fees from Other Districts (In State)	\$	0
19	TR	Revenues 9-14, L47, Col F	1421	Summer Sch - Transp. Fees from Pupils or Parents (In State)		0
20	TR	Revenues 9-14, L48, Col F	1422	Summer Sch - Transp. Fees from Other Districts (In State)		0
21	TR	Revenues 9-14, L49, Col F	1423	Summer Sch - Transp. Fees from Other Sources (In State)		0
22	TR	Revenues 9-14, L50 Col F	1424	Summer Sch - Transp. Fees from Other Sources (Out of State)		0
23	TR	Revenues 9-14, L52, Col F	1432	CTE - Transp Fees from Other Districts (In State)		0
24	TR	Revenues 9-14, L56, Col F	1442	Special Ed - Transp Fees from Other Districts (In State)		0
25	TR	Revenues 9-14, L59, Col F	1451	Adult - Transp Fees from Pupils or Parents (In State)		0
26	TR	Revenues 9-14, L60, Col F	1452	Adult - Transp Fees from Other Districts (In State)		0
27	TR	Revenues 9-14, L61, Col F	1453	Adult - Transp Fees from Other Sources (In State)		0
28	TR	Revenues 9-14, L62, Col F	1454	Adult - Transp Fees from Other Sources (Out of State)		0
29	O&M-TR	Revenues 9-14, L149, Col D & F	3410	Adult Ed (from ICCB)		0
30	O&M-TR	Revenues 9-14, L150, Col D & F	3499	Adult Ed - Other (Describe & Itemize)		0
31	O&M-TR	Revenues 9-14, L211, Col D,F	4600	Fed - Spec Education - Preschool Flow-Through		0
32	O&M-TR	Revenues 9-14, L212, Col D,F	4605	Fed - Spec Education - Preschool Discretionary		0
33	O&M	Revenues 9-14, L222, Col D	4810	Federal - Adult Education		0
34	ED	Expenditures 15-22, L7, Col K - (G+I)	1125	Pre-K Programs		0
35	ED	Expenditures 15-22, L9, Col K - (G+I)	1225	Special Education Programs Pre-K		0
36	ED	Expenditures 15-22, L11, Col K - (G+I)	1275	Remedial and Supplemental Programs Pre-K		0
37	ED	Expenditures 15-22, L12, Col K - (G+I)	1300	Adult/Continuing Education Programs		0
38	ED	Expenditures 15-22, L15, Col K - (G+I)	1600	Summer School Programs		47,468
39	ED	Expenditures 15-22, L20, Col K	1910	Pre-K Programs - Private Tuition		0
40	ED	Expenditures 15-22, L21, Col K	1911	Regular K-12 Programs - Private Tuition		0
41	ED	Expenditures 15-22, L22, Col K	1912	Special Education Programs K-12 - Private Tuition		0
42	ED	Expenditures 15-22, L23, Col K	1913	Special Education Programs Pre-K - Tuition		0
43	ED	Expenditures 15-22, L24, Col K	1914	Remedial/Supplemental Programs K-12 - Private Tuition		0
44	ED	Expenditures 15-22, L25, Col K	1915	Remedial/Supplemental Programs Pre-K - Private Tuition		0
45	ED	Expenditures 15-22, L26, Col K	1916	Adult/Continuing Education Programs - Private Tuition		0
46	ED	Expenditures 15-22, L27, Col K	1917	CTE Programs - Private Tuition		0
47	ED	Expenditures 15-22, L28, Col K	1918	Interscholastic Programs - Private Tuition		0
48	ED	Expenditures 15-22, L29, Col K	1919	Summer School Programs - Private Tuition		0
49	ED	Expenditures 15-22, L30, Col K	1920	Gifted Programs - Private Tuition		0
50	ED	Expenditures 15-22, L31, Col K	1921	Bilingual Programs - Private Tuition		0
51	ED	Expenditures 15-22, L32, Col K	1922	Truants Alternative/Optional Ed Progrms - Private Tuition		0
52	ED	Expenditures 15-22, L75, Col K - (G+I)	3000	Community Services		0
53	ED	Expenditures 15-22, L102, Col K	4000	Total Payments to Other Govt Units		1,540,587
54	ED	Expenditures 15-22, L114, Col G	-	Capital Outlay		774,277
55	ED	Expenditures 15-22, L114, Col I	-	Non-Capitalized Equipment		0
56	O&M	Expenditures 15-22, L130, Col K - (G+I)	3000	Community Services		0
57	O&M	Expenditures 15-22, L139, Col K	4000	Total Payments to Other Govt Units		0
58	O&M	Expenditures 15-22, L151, Col G	-	Capital Outlay		0
59	O&M	Expenditures 15-22, L151, Col I	-	Non-Capitalized Equipment		0
60	DS	Expenditures 15-22, L160, Col K	4000	Payments to Other Dist & Govt Units		0
61	DS	Expenditures 15-22, L170, Col K	5300	Debt Service - Payments of Principal on Long-Term Debt		0
62	TR	Expenditures 15-22, L185, Col K - (G+I)	3000	Community Services		0
63	TR	Expenditures 15-22, L196, Col K	4000	Total Payments to Other Govt Units		0
64	TR	Expenditures 15-22, L206, Col K	5300	Debt Service - Payments of Principal on Long-Term Debt		0
65	TR	Expenditures 15-22, L210, Col G	-	Capital Outlay		0
66	TR	Expenditures 15-22, L210, Col I	-	Non-Capitalized Equipment		0
67	MR/SS	Expenditures 15-22, L216, Col K	1125	Pre-K Programs		0
68	MR/SS	Expenditures 15-22, L218, Col K	1225	Special Education Programs - Pre-K		0
69	MR/SS	Expenditures 15-22, L220, Col K	1275	Remedial and Supplemental Programs - Pre-K		0
70	MR/SS	Expenditures 15-22, L221, Col K	1300	Adult/Continuing Education Programs		0
71	MR/SS	Expenditures 15-22, L224, Col K	1600	Summer School Programs		0
72	MR/SS	Expenditures 15-22, L280, Col K	3000	Community Services		0
73	MR/SS	Expenditures 15-22, L285, Col K	4000	Total Payments to Other Govt Units		0
74	Tort	Expenditures 15-22, L334, Col K	4000	Total Payments to Other Govt Units		0
75	Tort	Expenditures 15-22, L342, Col G	-	Capital Outlay		0
76	Tort	Expenditures 15-22, L342, Col I	-	Non-Capitalized Equipment		0
77				Total Deductions for OEPP Computation (Sum of Lines 18 - 76)	\$	2,362,332
78				Total Operating Expenses Regular K-12 (Line 14 minus Line 77)		6,290,225
79				9 Month ADA from Average Daily Attendance - Student Information System (SIS) in IWAS-preliminary ADA 2019-2020		0.00
80				Estimated OEPP (Line 78 divided by Line 79)	\$	Complete Line 79
82	PER CAPITA TUITION CHARGE					
84	LESS OFFSETTING RECEIPTS/REVENUES:					
85	TR	Revenues 9-14, L42, Col F	1411	Regular -Transp Fees from Pupils or Parents (In State)	\$	0
86	TR	Revenues 9-14, L44, Col F	1413	Regular - Transp Fees from Other Sources (In State)		0
87	TR	Revenues 9-14, L45, Col F	1415	Regular - Transp Fees from Co-curricular Activities (In State)		0
88	TR	Revenues 9-14, L46, Col F	1416	Regular Transp Fees from Other Sources (Out of State)		0
89	TR	Revenues 9-14, L51, Col F	1431	CTE - Transp Fees from Pupils or Parents (In State)		0
90	TR	Revenues 9-14, L53, Col F	1433	CTE - Transp Fees from Other Sources (In State)		0
91	TR	Revenues 9-14, L54, Col F	1434	CTE - Transp Fees from Other Sources (Out of State)		0
92	TR	Revenues 9-14, L55, Col F	1441	Special Ed - Transp Fees from Pupils or Parents (In State)		0

	A	B	C	D	E	F	G
1	ESTIMATED OPERATING EXPENSE PER PUPIL (OEPP)/PER CAPITA TUITION CHARGE (PCTC) COMPUTATIONS (2019 - 2020)						
2	<i>This schedule is completed for school districts only.</i>						
3							
4	Fund	Sheet, Row	ACCOUNT NO - TITLE			Amount	
93	TR	Revenues 9-14, L57, Col F	1443 Special Ed - Transp Fees from Other Sources (In State)			0	
94	TR	Revenues 9-14, L58, Col F	1444 Special Ed - Transp Fees from Other Sources (Out of State)			0	
95	ED	Revenues 9-14, L75, Col C	1600 Total Food Service			0	
96	ED-O&M	Revenues 9-14, L82, Col C,D	1700 Total District/School Activity Income			114,426	
97	ED	Revenues 9-14, L84, Col C	1811 Rentals - Regular Textbooks			0	
98	ED	Revenues 9-14, L87, Col C	1819 Rentals - Other (Describe & Itemize)			0	
99	ED	Revenues 9-14, L88, Col C	1821 Sales - Regular Textbooks			0	
100	ED	Revenues 9-14, L91, Col C	1829 Sales - Other (Describe & Itemize)			69,400	
101	ED	Revenues 9-14, L92, Col C	1890 Other (Describe & Itemize)			0	
102	ED-O&M	Revenues 9-14, L95, Col C,D	1910 Rentals			340,630	
103	ED-O&M-TR	Revenues 9-14, L98, Col C,D,F	1940 Services Provided Other Districts			201,826	
104	ED-O&M-DS-TR-MR/SS	Revenues 9-14, L104, Col C,D,E,F,G	1991 Payment from Other Districts			0	
105	ED	Revenues 9-14, L106, Col C	1993 Other Local Fees (Describe & Itemize)			0	
106	ED-O&M-TR	Revenues 9-14, L132, Col C,D,F	3100 Total Special Education			0	
107	ED-O&M-MR/SS	Revenues 9-14, L141, Col C,D,G	3200 Total Career and Technical Education			2,186,014	
108	ED-MR/SS	Revenues 9-14, L145, Col C,G	3300 Total Bilingual Ed			0	
109	ED	Revenues 9-14, L146, Col C	3360 State Free Lunch & Breakfast			0	
110	ED-O&M-MR/SS	Revenues 9-14, L147, Col C,D,G	3365 School Breakfast Initiative			0	
111	ED-O&M	Revenues 9-14, L148, Col C,D	3370 Driver Education			0	
112	ED-O&M-TR-MR/SS	Revenues 9-14, L155, Col C,D,F,G	3500 Total Transportation			0	
113	ED	Revenues 9-14, L156, Col C	3610 Learning Improvement - Change Grants			0	
114	ED-O&M-TR-MR/SS	Revenues 9-14, L157, Col C,D,F,G	3660 Scientific Literacy			0	
115	ED-TR-MR/SS	Revenues 9-14, L158, Col C,F,G	3695 Truant Alternative/Optional Education			0	
116	ED-O&M-TR-MR/SS	Revenues 9-14, L160, Col C,D,F,G	3766 Chicago General Education Block Grant			0	
117	ED-O&M-TR-MR/SS	Revenues 9-14, L161, Col C,D,F,G	3767 Chicago Educational Services Block Grant			0	
118	ED-O&M-DS-TR-MR/SS	Revenues 9-14, L162, Col C,D,E,F,G	3775 School Safety & Educational Improvement Block Grant			0	
119	ED-O&M-DS-TR-MR/SS	Revenues 9-14, L163, Col C,D,E,F,G	3780 Technology - Technology for Success			0	
120	ED-TR	Revenues 9-14, L164, Col C,F	3815 State Charter Schools			0	
121	O&M	Revenues 9-14, L167, Col D	3925 School Infrastructure - Maintenance Projects			0	
122	ED-O&M-DS-TR-MR/SS-Tort	Revenues 9-14, L168, Col C-G,J	3999 Other Restricted Revenue from State Sources			0	
123	ED	Revenues 9-14, L177, Col C	4045 Head Start (Subtract)			0	
124	ED-O&M-TR-MR/SS	Revenues 9-14, L181, Col C,D,F,G	- Total Restricted Grants-In-Aid Received Directly from Federal Govt			0	
125	ED-O&M-TR-MR/SS	Revenues 9-14, L188, Col C,D,F,G	4100 Total Title V			0	
126	ED-MR/SS	Revenues 9-14, L198, Col C,G	4200 Total Food Service			0	
127	ED-O&M-TR-MR/SS	Revenues 9-14, L204, Col C,D,F,G	4300 Total Title I			0	
128	ED-O&M-TR-MR/SS	Revenues 9-14, L209, Col C,D,F,G	4400 Total Title IV			0	
129	ED-O&M-TR-MR/SS	Revenues 9-14, L213, Col C,D,F,G	4620 Fed - Spec Education - IDEA - Flow Through			0	
130	ED-O&M-TR-MR/SS	Revenues 9-14, L214, Col C,D,F,G	4625 Fed - Spec Education - IDEA - Room & Board			0	
131	ED-O&M-TR-MR/SS	Revenues 9-14, L215, Col C,D,F,G	4630 Fed - Spec Education - IDEA - Discretionary			0	
132	ED-O&M-TR-MR/SS	Revenues 9-14, L216, Col C,D,F,G	4699 Fed - Spec Education - IDEA - Other (Describe & Itemize)			0	
133	ED-O&M-MR/SS	Revenues 9-14, L221, Col C,D,G	4700 Total CTE - Perkins			1,330,731	
158	ED-O&M-DS-TR-MR/SS-Tort	Revenue Adjustments (C224 thru J251)	4800 Total ARRA Program Adjustments			0	
159	ED	Revenues 9-14, L253, Col C	4901 Race to the Top			0	
160	ED-O&M-DS-TR-MR/SS-Tort	Revenues 9-14, L254, Col C-G,J	4902 Race to the Top-Preschool Expansion Grant			0	
161	ED-TR-MR/SS	Revenues 9-14, L255, Col C,F,G	4905 Title III - Immigrant Education Program (IEP)			0	
162	ED-TR-MR/SS	Revenues 9-14, L256, Col C,F,G	4909 Title III - Language Inst Program - Limited Eng (LIPLEP)			0	
163	ED-O&M-TR-MR/SS	Revenues 9-14, L257, Col C,D,F,G	4920 McKinney Education for Homeless Children			0	
164	ED-O&M-TR-MR/SS	Revenues 9-14, L258, Col C,D,F,G	4930 Title II - Eisenhower Professional Development Formula			0	
165	ED-O&M-TR-MR/SS	Revenues 9-14, L259, Col C,D,F,G	4932 Title II - Teacher Quality			0	
166	ED-O&M-TR-MR/SS	Revenues 9-14, L260, Col C,D,F,G	4960 Federal Charter Schools			0	
167	ED-O&M-TR-MR/SS	Revenues 9-14, L261, Col C,D,F,G	4981 State Assessment Grants			0	
168	ED-O&M-TR-MR/SS	Revenues 9-14, L262, Col C,D,F,G	4982 Grant for State Assessments and Related Activities			0	
169	ED-O&M-TR-MR/SS	Revenues 9-14, L263, Col C,D,F,G	4991 Medicaid Matching Funds - Administrative Outreach			0	
170	ED-O&M-TR-MR/SS	Revenues 9-14, L264, Col C,D,F,G	4992 Medicaid Matching Funds - Fee-for-Service Program			0	
171	ED-O&M-TR-MR/SS	Revenues 9-14, L265, Col C,D,F,G	4998 Other Restricted Revenue from Federal Sources (Describe & Itemize)			0	
172	ED-TR-MR/SS	Revenues (Part of EBF Payment)	3100 Special Education Contributions from EBF Funds **				
173	ED-MR/SS	Revenues (Part of EBF Payment)	3300 English Learning (Bilingual) Contributions from EBF Funds ***				
175			Total Deductions for PCTC Computation Line 85 through Line 173	\$		4,243,027	
176			Net Operating Expense for Tuition Computation (Line 78 minus Line 175)			2,047,198	
177			Total Depreciation Allowance (from page 26, Line 18, Col I)			769,079	
178			Total Allowance for PCTC Computation (Line 176 plus Line 177)			2,816,277	
179			9 Month ADA from Average Daily Attendance - Student Information System (SIS) in IWAS-preliminary ADA 2019-2020			0.00	
180			Total Estimated PCTC (Line 178 divided by Line 179) * \$			#DIV/0!	
181							
182	* The total OEPP/PCTC may change based on the data provided. The final amounts will be calculated by ISBE						
183	** Go to the link below: Under Reports, select FY 2020 Special Education Funding Allocation Calculation Details. Open Excel file and use the amount in column X for the selected district.						
184	*** Follow the same instructions as above except under Reports, select FY 2020 English Learner Education Funding Allocation Calculation Details, and use column V for the selected district.						
185							
186	Evidence Based Funding Link: https://www.isbe.net/Pages/ebfdistribution.aspx						

ESTIMATED INDIRECT COST DATA

	A	B	C	D	E	F	G	H
1	ESTIMATED INDIRECT COST RATE DATA							
2	SECTION I							
3	Financial Data To Assist Indirect Cost Rate Determination							
4	<i>(Source document for the computation of the Indirect Cost Rate is found in the "Expenditures 15-22" tab.)</i>							
5	<p>ALL OBJECTS EXCLUDE CAPITAL OUTLAY. With the exception of line 11, enter the disbursements/expenditures included within the following functions charged directly to and reimbursed from federal grant programs. Also, include all amounts paid to or for other employees within each function that work with specific federal grant programs in the same capacity as those charged to and reimbursed from the same federal grant programs. For example, if a district received funding for a Title I clerk, all other salaries for Title I clerks performing like duties in that function must be included. Include any benefits and/or purchased services paid on or to persons whose salaries are classified as direct costs in the function listed.</p>							
6	Support Services - Direct Costs (1-2000) and (5-2000)							
7	Direction of Business Support Services (1-2510) and (5-2510)							
8	Fiscal Services (1-2520) and (5-2520)							
9	Operation and Maintenance of Plant Services (1, 2, and 5-2540)							
10	Food Services (1-2560) <i>Must be less than (P16, Col E-F, L63)</i>							
11	Value of Commodities Received for Fiscal Year 2020 (Include the value of commodities when determining if a Single Audit is required).							
12	Internal Services (1-2570) and (5-2570)							
13	Staff Services (1-2640) and (5-2640)							
14	Data Processing Services (1-2660) and (5-2660)							
15	SECTION II							
16	Estimated Indirect Cost Rate for Federal Programs							
17				Restricted Program		Unrestricted Program		
18		Function		Indirect Costs	Direct Costs	Indirect Costs	Direct Costs	
19	Instruction	1000			3,094,963		3,094,963	
20	Support Services:							
21	Pupil	2100			543,505		543,505	
22	Instructional Staff	2200			188,090		188,090	
23	General Admin.	2300			473,097		473,097	
24	School Admin	2400			265,503		265,503	
25	Business:							
26	Direction of Business Spt. Srv.	2510	249,991		0	249,991	0	
27	Fiscal Services	2520	46,065		0	46,065	0	
28	Oper. & Maint. Plant Services	2540			1,021,823	1,021,823	0	
29	Pupil Transportation	2550			134		134	
30	Food Services	2560			0		0	
31	Internal Services	2570	84,703		0	84,703	0	
32	Central:							
33	Direction of Central Spt. Srv.	2610			0		0	
34	Plan, Rsrch, Dvlp, Eval. Srv.	2620			0		0	
35	Information Services	2630			12,308		12,308	
36	Staff Services	2640	1,000		0	1,000	0	
37	Data Processing Services	2660	356,511		0	356,511	0	
38	Other:	2900			0		0	
39	Community Services	3000			0		0	
40	Contracts Paid in CY over the allowed amount for ICR calculation (from page 29)					(121,991)		(121,991)
41	Total				738,270	5,477,432	1,760,093	4,455,609

	A	B	C	D	E	F	G	H	I	J	K	
1	REPORT ON SHARED SERVICES OR OUTSOURCING											
2	School Code, Section 17-1.1 (Public Act 97-0357)											
3	Fiscal Year Ending June 30, 2020											
5	Complete the following for attempts to improve fiscal efficiency through shared services or outsourcing in the prior, current and next fiscal years.											
6	DuPage Area Occupational											
7	19-022-5020-46											
8	<input type="checkbox"/>	Check box if this schedule is not applicable.....										
9	Indicate with an (X) If Deficit Reduction Plan Is Required in the Budget		→	Prior Fiscal Year	Current Fiscal Year	Next Fiscal Year	Name of the Local Education Agency (LEA) Participating in the Joint Agreement, Cooperative or Shared Service.					
10	Service or Function (Check all that apply)			Barriers to Implementation		(Limit text to 200 characters, for additional space use line 33 and 38)						
11	Curriculum Planning											
12	Custodial Services											
13	Educational Shared Programs											
14	Employee Benefits											
15	Energy Purchasing			X	X		Illinois Gas Coop					
16	Food Services											
17	Grant Writing											
18	Grounds Maintenance Services											
19	Insurance			X	X		Part of SELF and SSCIP Insurance Cooperatives					
20	Investment Pools											
21	Legal Services											
22	Maintenance Services											
23	Personnel Recruitment											
24	Professional Development											
25	Shared Personnel											
26	Special Education Cooperatives											
27	STEM (science, technology, engineering and math) Program Offerings											
28	Supply & Equipment Purchasing											
29	Technology Services											
30	Transportation											
31	Vocational Education Cooperatives											
32	All Other Joint/Cooperative Agreements											
33	Other											
34												
35	<u>Additional space for Column (D) - Barriers to Implementation:</u>											
36												
37												
38												
40	<u>Additional space for Column (E) - Name of LEA :</u>											
41												
42												
43												

ILLINOIS STATE BOARD OF EDUCATION
 School Business Services Department (N-330)
 100 North First Street
 Springfield, IL 62777-0001

LIMITATION OF ADMINISTRATIVE COSTS WORKSHEET
 (Section 17-1.5 of the School Code)

School District Name: **DuPage Area Occupational Education System**
 RCDT Number: **19-022-5020-46**

Description	Funct. No.	Actual Expenditures, Fiscal Year 2020				Budgeted Expenditures, Fiscal Year 2021			
		(10) Educational Fund	(20) Operations & Maintenance Fund	(80) Tort Fund *	Total	(10) Educational Fund	(20) Operations & Maintenance Fund	(80) Tort Fund	Total
1. Executive Administration Services	2320	327,340		0	327,340				0
2. Special Area Administration Services	2330	0		0	0				0
3. Other Support Services - School Administration	2490	0		0	0				0
4. Direction of Business Support Services	2510	249,991	0	0	249,991				0
5. Internal Services	2570	84,703		0	84,703				0
6. Direction of Central Support Services	2610	0		0	0				0
7. Deduct - Early Retirement or other pension obligations required by state law and included above.					0				0
8. Totals		662,034	0	0	662,034	0	0	0	0
9. Percent Increase (Decrease) for FY2021 (Budgeted) over FY2020									Enter Budget Data

* For FY 2020 Tort Fund Expenditures, first complete the Limitation of Administrative Costs - Crosswalk of FY 2020 Tort Fund Expenditures, located below on lines 43-72

CERTIFICATION

I certify that the amounts shown above as Actual Expenditures, Fiscal Year 2020, agree with the amounts on the district's Annual Financial Report for Fiscal Year 2020.
 I also certify that the amounts shown above as Budgeted Expenditures, Fiscal Year 2021, agree with the amounts on the budget adopted by the Board of Education.

Signature of Superintendent

Date

Contact Name (for questions)

Contact Telephone Number

If line 9 is greater than 5% please check one box below.

- The District is ranked by ISBE in the lowest 25th percentile of like districts in administrative expenditures per student (4th quartile) and will waive the limitation by board action, subsequent to a public hearing.
- The district is unable to waive the limitation by board action and will be requesting a waiver from the General Assembly pursuant to the procedures in Chapter 105 ILCS 5/2-3.25g. Waiver applications must be postmarked by August 15, 2020 to ensure inclusion in the Fall 2020
- The district will amend their budget to become in compliance with the limitation.

Limitation of Administrative Costs - Crosswalk of FY 2020 Tort Fund Expenditures

The 23 Illinois Administrative Code, Part 100 Requirements for Accounting, Budgeting, Financial Reporting and Auditing, was amended effective with the beginning of FY 2021.

To assist districts with the crosswalk of its Limitation of Administrative Costs Worksheet (LAC) within the school district's FY 2021 budget, please complete the crosswalk of FY 2020 Tort Fund expenditures that would have been reflected within one of the Limitation of Administrative Costs functions if the amended rules were effective beginning with FY 2020.

If a school district has FY 2020 Tort Fund expenditures, a Limitation of Administrative Costs – Tort Fund Crosswalk must be completed and must be submitted in conjunction with the FY 2021 Limitation of Administrative Costs Worksheet.

School District Name: DuPage Area Occupational Education System
 RCDT Number: 19-022-5020-46

FY 2020 Tort Fund Expenditures	FY 2020 Function	FY 2020 Total Expenditure	How Expenditures would have been reported had FY 2021 Amended Rules been implemented for FY 2020						
			Function 2320	Function 2330	Function 2490	Function 2510	Function 2570	Function 2610	Other Function Outside of the LAC Functions
Claims Paid from Self Insurance Fund	2361	0							
Workers' Compensation or Worker's Occupation Disease Acts Pymts	2362	0							
Unemployment Insurance Payments	2363	0							
Insurance Payments (Regular or Self-Insurance)	2364	0							
Risk Management and Claims Services Payments	2365	0							
Judgment and Settlements	2366	0							
Educational, Inspectional, Supervisory Services Related to Loss Prevention or Reduction	2367	0							
Reciprocal Insurance Payments	2368	0							
Legal Services	2369	0							
Property Insurance (Buildings & Grounds)	2371	0							
Vehicle Insurance (Transportation)	2372	0							
Totals		0	0	0	0	0	0	0	0

Please email finance1@isbe.net or call 217-785-8779 with any questions.

Inserting Tab into Existing AFR

1. Open both the combined worksheet/crosswalk and your AFR.
2. On the combined worksheet/crosswalk; hover your mouse over the tab name; click your right mouse button; choose "Move or Copy..."
3. In the "To book" drop box, choose your AFR document; in the "Before sheet" section, choose "Itemization"; click "Create a copy"; then click the "OK" button.

Linking Example

For the district name, click on cell J6; type "="; click on "Cover" tab; click on cell A17; hit Enter. For the RCDT, click on cell J7; type "="; click on "Cover" tab; click on cell A13; hit Enter.

The following (blue) cells will need linked: J6, J7, E12-E17, F15, E57-E67

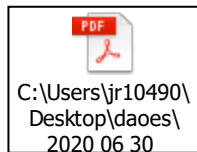
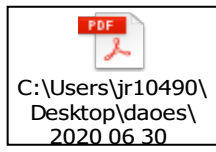
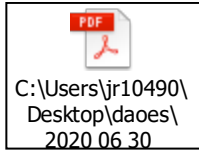
This page is provided for detailed itemizations as requested within the body of the report.

Type Below.

- | | |
|--|---|
| 1. Page 10, Row 81 Other District/School Activity Revenue | Participation fees, sales to students |
| 2. Page 10, Row 91 Sales - Other | Bookstore sales |
| 3. Page 11, Row 107 Other Local Revenues | Miscellaneous revenues no classified elsewhere |
| 4. Page 13, Row 220 CTE - Other | Federal Perkins CTE |
| 5. Ed Fund - Page 15, Row 41 Other Support Services - Pupils | Salaries, benefits, supplies and services related to student programs |

Reference Pages.

- ¹ Do not enter negative numbers. Reports with negative numbers will be returned for correction.
- ² GASB Statement No. 24; Accounting and Financial Reporting for Certain Grants and Other Financial Assistance. The "On Behalf of" Payments should only be reflected on this page.
- ³ Equals Line 8 minus Line 17
- ⁴ May require notification to the county clerk to abate an equal amount from taxes next extended. Refer to Section 17-2.11 for the applicable provisions and other "limited" transfer authority to O&M through June 30, 2013
- ⁵ Requires notification to the county clerk to abate an equal amount from taxes next extended. See Section 10-22.14
- ⁶ Use of proceeds from the sale of school sites buildings, or other real estate is limited. See Sections 5-22 and 10-22.8 of the School Code.
- ⁷ Include revenue accounts 1110 through 1115, 1117, 1118 & 1120. Include taxes for bonds sold that are in addition to those identified separately.
- ⁸ Educational Fund (10) - Computer Technology only.
- ⁹ Corporate personal property replacement tax revenue must be first applied to the Municipal Retirement/Social Security Fund to replace tax revenue lost due to the abolition of the corporate personal property tax (30 ILCS 115/12). This provision does not apply to taxes levied for Medicare-Only purposes.
- ¹⁰ Include only tuition payments made to private facilities. See Function 4200 or 4400 for public facility disbursements/expenditures.
- ¹¹ Payment towards the retirement of lease/purchase agreements or bonded/other indebtedness (principal only) otherwise reported within the fund—e.g. alternate revenue bonds(Describe & Itemize).
- ¹² Only abolishment of Working Cash Fund must transfer its funds directly to the Educational Fund upon adoption of a resolution and at the close of the current school Year (see 105 ILCS 5/20-8 for further explanation)
Only abatement of working cash fund can transfer its funds to any fund in most need of money (see 105 ILCS 5/20-10 for further explanation)



[Please insert files above]

Instructions to insert word doc or pdf files:

Choose: Insert - Select: Object - Select Create from File tab - Select Browse - Select file that you want to embed - Check Display as icon - Select OK.

Note: If you have trouble inserting pdf files, submit as a separate attachments and they will be inserted for you.

	A	B	C	D	E	F
1	DEFICIT ANNUAL FINANCIAL REPORT (AFR) SUMMARY INFORMATION Provisions per Illinois School Code, Section 17-1 (105 ILCS 5/17-1)					
2	<i>Instructions: If the Annual Financial Report (AFR) reflects that a Deficit Reduction Plan is required as calculated below, then the school district is to complete the Deficit Reduction Plan in the annual budget and submit the plan to Illinois State Board of Education (ISBE) within 30 days after accepting the audit report. This may require the FY2021 annual budget to be amended to include a Deficit Reduction Plan and narrative.</i>					
3	The "Deficit Reduction Plan" is developed using ISBE guidelines and is included in the School District Budget Form 50-36, beginning with page 20. A plan is required when the operating funds listed below result in direct revenues (cell F6) being less than direct expenditures (cell f7) by an amount equal to or greater than one-third (1/3) of the ending fund balance (cell f9). That is, if the ending fund balance is less than three times the deficit spending, the district must adopt and submit an original budget/amended budget with ISBE that provides a "deficit reduction plan" to balance the shortfall within the next three years.					
4	- If the FY2021 school district budget already requires a Deficit Reduction Plan, and one was submitted, an updated (amended) budget is not required.					
5	- If the Annual Financial Report requires a deficit reduction plan even though the FY2021 budget does not, a completed deficit reduction plan is still required.					
6	DEFICIT AFR SUMMARY INFORMATION - Operating Funds Only <i>(All AFR pages must be completed to generate the following calculation)</i>					
7	Description	EDUCATIONAL FUND (10)	OPERATIONS & MAINTENANCE FUND (20)	TRANSPORTATION FUND (40)	WORKING CASH FUND (70)	TOTAL
8	Direct Revenues	9,341,166				9,341,166
9	Direct Expenditures	8,652,423		134		8,652,557
10	Difference	688,743		(134)		688,609
11	Fund Balance - June 30, 2019	12,249,962		10,164		12,260,126
12	Balanced - no deficit reduction plan is required.					
13						
14						
15						

Audit Checklist

All entries must balance within the individual fund statements and schedules as instructed below. Any error messages left unresolved below, will be returned to the auditor for correction.

1. The auditor's Opinion and Notes to the Financial Statements and the Corrective Action Plan(s) on LEA letterhead are embedded in the "Opinion-Notes 35" tab.
2. Student Activity Funds, Convenience Accounts, and other agency funds are included, if applicable.
3. All audit questions on page 2 are answered appropriately by checking all that apply. This page must also be certified with the signature of the CPA firm. Comments and explanations are included for all checked items at the bottom of page 2.
4. All **Other** accounts and functions labeled "(describe & itemize)" are properly noted on the "Itemization 33" tab.
5. In all funds, Function No. 2900 does not include Worker's Compensation or Unemployment Insurance.
6. Tuition paid to another school district or to a joint agreement (in state) is coded to Function 4200, and Other Objects (600).
7. Business Manager/Bookkeeper Costs are charged to the proper Function (No. 2510/2520).
8. If district is subject to PTELL on tab "Aud Quest 2", line 21 be sure to check the box and enter the effective date.
9. All entries were entered to the nearest whole dollar amount.

Balancing Schedule

Check this Section for Error Messages

The following assures that various entries are in balance. Any out of balance condition is followed by an error message in **RED** and must be resolved before submitting to ISBE. One or more errors detected may cause this AFR to be returned for corrections and resubmission. If impossible for entries to balance, please explain on the itemization page.

Description:	Error Message
1. Cover Page: The Accounting Basis must be Cash or Accrual.	
2. The Single Audit related documents must be completed and attached.	
What Basis of Accounting is used?	ACCRUAL
Accounting for late payments (Audit Questionnaire Section D)	ENTER ACCOUNTING INFO
Are Federal Expenditures greater than \$750,000?	OK
Is all Single Audit information completed and enclosed?	OK
Is Budget Deficit Reduction Plan Required?	Congratulations! You have a balanced AFR.
3. Page 3: Financial Information must be completed.	
Section A: Tax rates are not entered in the following format: [1.50 should be .0150]. Please enter with the correct decimal point.	OK
Section D: Check a or b that agrees with the school district type.	OK
4. Page 5: Cells C4:L4 Acct 111-115 - Cash Balances cannot be negative.	
Fund (10) ED: Cash balances cannot be negative.	OK
Fund (20) O&M: Cash balances cannot be negative.	OK
Fund (30) DS: Cash balances cannot be negative.	OK
Fund (40) TR: Cash balances cannot be negative.	OK
Fund (50) MR/SS: Cash balances cannot be negative.	OK
Fund (60) CP: Cash balances cannot be negative.	OK
Fund (70) WC: Cash balances cannot be negative.	OK
Fund (80) Tort: Cash balances cannot be negative.	OK
Fund (90) FP&S: Cash balances cannot be negative.	OK
5. Page 5 & 6: Total Current & Capital Assets must = Total Liabilities & Fund Balance.	
Fund 10, Cell C13 must = Cell C41.	OK
Fund 20, Cell D13 must = Cell D41.	OK
Fund 30, Cell E13 must = Cell E41.	OK
Fund 40, Cell F13 must = Cell F41.	OK
Fund 50, Cell G13 must = Cell G41.	OK
Fund 60, Cell H13 must = Cell H41.	OK
Fund 70, Cell I13 must = Cell I41.	OK
Fund 80, Cell J13 must = Cell J41.	OK
Fund 90, Cell K13 must = Cell K41.	OK
Agency Fund, Cell L13 must = Cell L41.	OK
General Fixed Assets, Cell M23 must = Cell M41.	OK
General Long-Term Debt, Cell N23 must = Cell N41.	OK
6. Page 5: Sum of Reserved & Unreserved Fund Balance must = Page 8, Ending Fund Balance.	
Fund 10, Cells C38+C39 must = Cell C81.	OK
Fund 20, Cells D38+D39 must = Cell D81.	OK
Fund 30, Cells E38+E39 must = Cell E81	OK
Fund 40, Cells F38+F39 must = Cell F81.	OK
Fund 50, Cells G38+G39 must = Cell G81.	OK
Fund 60, Cells H38+H39 must = Cell H81.	OK
Fund 70, Cells I38+I39 must = Cell I81.	OK
Fund 80, Cells J38+J39 must = Cell J81.	OK
Fund 90, Cells K38+K39 must = Cell K81.	OK
8. Page 24: Schedule of Long-Term Debt must = Pages 5, 8 & 18: Basic Financial Statements.	
Note: Explain any unreconcilable differences in the Itemization sheet.	
Total Long-Term Debt Issued (P24, Cell F49) must = Principal on Long-Term Debt Sold (P8, Cells C33:K33).	OK
Total Long-Term Debt (Principal) Retired (P18, Cells H170) must = Debt Service - Long-Term Debt (Principal) Retired (P24, Cells H49).	OK
9. Page 7 & 8: Other Sources of Funds (L24:L42) must = Other Uses of Funds (P8, L46:L59).	
Acct 7130 - Transfer Among Funds, Cells C27:K27 must = Acct 8130 Transfer Among Funds, Cells C49:K49	OK
Acct 7140 - Transfer of Interest, Cells C28:K28 must = Acct 8140 Transfer of Interest, Cells C50:K50.	OK
Acct 7900 - ISBE Loan Proceeds (Cells C42:K42) must = Acct 8910 - Transfers to Debt Service Fund to Pay Principal on ISBE Loans (Cells C74:K74)	OK
10. Restricted Tax Levies Page 25, Line 25 must = Reserved Fund Balance, Pages 5 & 6, Line 38.	
Reserved Fund Balance, Page 5, Cells C38:H38 must be => Reserve Fund Balance Cell G25:K25.	OK
Unreserved Fund Balance, Page 5, Cells C39:H39 must be > 0	OK
11. Page 5: "On behalf" payments to the Educational Fund	
Fund (10) ED: Account 3998, cell C9 must be entered or Explain why this is zero on Itemization sheet.	OK
12. Page 27: The 9 Month ADA must be entered on Line 78.	OK
13. Page 27: The Special Education Contributions from EBF Funds (line 171) must be entered.	OK
14. Page 27: The English Learning (Bilingual) Contributions from EBF Funds (line 172) must be entered.	OK
15. Page 29: Contracts Paid in Current Year (CY) MUST be completed. Please return to page 29 and add all current year contracts.	OK
16. Page 31: SHARED OUTSOURCED SERVICES, Completed.	OK
17. Page 32-33: LIMITATION OF ADMINISTRATIVE COST, Budget information must be completed and submitted to ISBE.	OK

ANNUAL FEDERAL FINANCIAL COMPLIANCE REPORT (COVER SHEET)
DISTRICT/JOINT AGREEMENT
Year Ending June 30, 2020

DISTRICT/JOINT AGREEMENT NAME DuPage Area Occupational Education System	RCDT NUMBER 19-022-5020-46	CPA FIRM 9-DIGIT STATE REGISTRATION NUMBER 066-004260	
ADMINISTRATIVE AGENT IF JOINT AGREEMENT (as applicable) Mike Zimmerman		NAME AND ADDRESS OF AUDIT FIRM Baker Tilly US, LLP 1301 West 22nd Street, Suite 400 Oak Brook	
ADDRESS OF AUDITED ENTITY <i>(Street and/or P.O. Box, City, State, Zip Code)</i> 301 South Swift Road Addison 60101		E-MAIL ADDRESS: N.Cavaliere@bakertilly.com	
		NAME OF AUDIT SUPERVISOR Nick Cavaliere, CPA	
		CPA FIRM TELEPHONE NUMBER (630) 990-3131	FAX NUMBER (630) 990-0039

THE FOLLOWING INFORMATION MUST BE INCLUDED IN THE SINGLE AUDIT REPORT:

- A copy of the CPA firm's most recent peer review report and acceptance letter has been submitted to ISBE (either with the audit or under separate cover).
- Financial Statements including footnotes (Title 2 CFR §200.510 (a))
- Schedule of Expenditures of Federal Awards including footnotes (Title 2 CFR §200.510 (b))
- Independent Auditor's Report on the Financial Statements (Title 2 CFR §200.515 (a))
- Independent Auditor's Report on Internal Control Over Financial Reporting and Compliance Based on an Audit of Financial Statements Performed in Accordance with *Government Auditing Standards* (Title 2 CFR §200.515 (b))
- Independent Auditor's Report on Compliance for Each Major Federal Program and on Internal Control Over Compliance Required by Uniform Guidance (Title 2 CFR §200.515 (c))
- Schedule of Findings and Questioned Costs (Title 2 CFR §200.515 (d))
- Summary Schedule of Prior Audit Findings (Title 2 CFR §200.511 (b))
- Corrective Action Plan on LEA letterhead (Title 2 CFR §200.511 (c))

THE FOLLOWING INFORMATION IS HIGHLY RECOMMENDED TO BE INCLUDED:

- A Copy of the Federal Data Collection Form (Title 2 CFR §200.512 (b))
- A Copy of each Management Letter

DuPage Area Occupational Education System
19-022-5020-46
SINGLE AUDIT INFORMATION CHECKLIST

The following checklist is **OPTIONAL**; it is not a required form for completion of Single Audit information. The purpose of the checklist is to assist in determining if appropriate information has been correctly completed within the Annual Financial Report (AFR). This is not a complete listing of all Single Audit requirements, but highlights some of the more common errors found during ISBE reviews.

GENERAL INFORMATION

- 1. **Signed** and **dated** copies of audit opinion letters have been included with audit package submitted to ISBE.
- 2. All opinion letters use the **most current audit language and formatting** as mandated in SAS 115/SAS 117 and other pronouncements.
- 3. **ALL** Single Audit forms within the AFR Excel workbook have been completed, where appropriate.
- For those forms that are not applicable, "N/A" or similar language has been indicated.
- 4. **ALL** Federal revenues reported in FRIS Report 0053 (Summary of Payments) are accounted for in the Schedule of Expenditures of Federal Awards (SEFA).
- 5. Federal revenues reported on the AFR reconcile to Federal revenues reported on the SEFA.
- Verify or reconcile on reconciliation worksheet.
- 6. The total value of non-cash **COMMODITIES** has been included within the AFR on the **INDIRECT COSTS** page (ICR Computation 29) on Line 11. It **should not** be included in the Statement of Revenues Received (REVENUES 9-14) within the AFR Accounts 4210 - 4299. Those accounts are specific cash programs, not non-cash assistance such as **COMMODITIES**.
- 7. Complete audit package (Data Collection Form, audit reports, etc.) has been submitted electronically to the Federal Audit Clearinghouse <https://harvester.census.gov/facweb/Default.aspx>

SCHEDULE OF EXPENDITURES OF FEDERAL AWARDS

- 8. All prior year's projects are included and reconciled to final FRIS report amounts.
- Including receipt/revenue and expenditure/disbursement amounts.
- 9. All current year's projects are included and reconciled to most recent FRIS report filed.
- Including receipt/revenue and expenditure/disbursement amounts.
- 10. Differences in reported spending amounts on the SEFA and the final FRIS reports should be detailed and/or documented in a finding, - discrepancies should be reported as Questioned Costs.
- 11. The total amount provided to subrecipients from each Federal program is included.
- 12. Prior-year and Current-year Child Nutrition Programs (CNP) are included on the SEFA (with prior-year program showing total cash received):
Project year runs from October 1 to September 30, so projects will cross fiscal years;
This means that audited year revenues will include funds from both the prior year and current year projects.
- 13. Each CNP project should be reported on a separate line (one line per project year per program).
- 14. Total CNP Revenue amounts are consistent with grant amounts awarded by ISBE for each program by project year.
- 15. Total CNP Expenditure amounts are consistent with grant amounts awarded by ISBE for each program by project year.
- 16. Exceptions should result in a finding with Questioned Costs.
- 17. The total value of non-cash **COMMODITIES** has been reported on the SEFA (CFDA 10.555).
- The value is determined from the following, **with each item on a separate line**:
 - * **Non-Cash Commodities**: Monthly Commodities Bulletin for April (From the Illinois Commodities System accessed through ISBE web site)
Total commodities = A PAL Allocated + B PAL Allocated + Processing Deductions + Total Bonus Allocated
[Verify Non-Cash Commodities amount on ISBE web site: https://www.isbe.net/Pages/School-Nutrition-Programs-Food-Distribution.aspx](https://www.isbe.net/Pages/School-Nutrition-Programs-Food-Distribution.aspx)
 - * **Non-Cash Commodities**: Commodities information for non-cash items received through **Other Food Services**
Districts should track separately through year; no specific report available from ISBE
Verify Non-Cash Commodities amount through Other Food Services on ISBE web site:
<https://www.isbe.net/Pages/School-Nutrition-Programs-Food-Distribution.aspx>
 - * **Department of Defense Fresh Fruits and Vegetables** (District should track through year)
- **The two commodity programs should be reported on separate lines on the SEFA.**
Verify Non-Cash Commodities amount through DoD Fresh Fruits and Vegetables on ISBE web site:
<https://www.isbe.net/Pages/School-Nutrition-Programs-Food-Distribution.aspx>
 - * Amounts verified for **Fresh Fruits and Vegetables** cash grant program (ISBE code 4240)
CFDA number: 10.582
- 18. **TOTALS** have been calculated for Federal revenue and expenditure amounts (Column totals).
- 19. Obligations and Encumbrances are included where appropriate.
- 20. **FINAL STATUS** amounts are calculated, where appropriate.
- 21. Medicaid Fee-for-Service funds, E-Rate reimbursements and Build America Bond interest subsidies have **not** been included on the SEFA.
- 22. **All** programs tested (not just Type A programs) are indicated by either an * or (M) on the SEFA.
- 23. **NOTES TO THE SEFA** within the AFR Excel workbook (SEFA NOTES) have been completed.

DuPage Area Occupational Education System
19-022-5020-46
SINGLE AUDIT INFORMATION CHECKLIST

Including, but not limited to:

24. Basis of Accounting
25. Name of Entity
26. Type of Financial Statements
27. Subrecipient information (**Mark "N/A" if not applicable**)
- n/a * ARRA funds are listed separately from "regular" Federal awards

SUMMARY OF AUDITOR'S RESULTS/FINDINGS/CORRECTIVE ACTION PLAN

28. Audit opinions expressed in opinion letters **match** opinions reported in Summary.
29. **All** Summary of Auditor Results questions have been answered.
30. All tested programs **and** amounts are listed.
31. Correct testing threshold has been entered. (Title 2 CFR §200.518)

Findings have been filled out completely and correctly (if none, mark "N/A").

32. Financial Statement and/or Federal Award Findings information has been completely filled out for each finding, with finding numbers in correct format.
33. Finding completed for each **Significant Deficiency** and for each **Material Weakness** noted in opinion letters.
- n/a 34. Separate finding for each Federal program (i.e., don't report same finding for multiple programs on one sheet).
- n/a 35. Separate finding sheet for each finding on programs (e.g., excess interest earned and unallowable expenditures are two findings and should be reported separately, even if both are on same program).
- n/a 36. Questioned Costs have been calculated where there are questioned costs.
- n/a 37. Questioned Costs are separated by project year **and** by program (and sub-project, if necessary).
- n/a 38. Questioned Costs have been calculated for Interest Earned on **Excess Cash on Hand**.
 - Should be based on actual amount of interest earned
 - Questioned Cost amounts are broken out between programs if multiple programs are listed on the finding
39. **A CORRECTIVE ACTION PLAN, on the LEA's letterhead** has been completed for each finding.
 - Including Finding number, action plan details, projected date of completion, name and title of contact person

**DuPage Area Occupational Education System
19-022-5020-46**

**RECONCILIATION OF FEDERAL REVENUES
Year Ending June 30, 2020
Annual Financial Report to Schedule of Expenditures of Federal Awards**

TOTAL FEDERAL REVENUE IN AFR

Account Summary 7-8, Line 7	Account 4000	\$ 1,330,731
Flow-through Federal Revenues Revenues 9-14, Line 112	Account 2200	-
Value of Commodities ICR Computation 30, Line 11		-
Less: Medicaid Fee-for-Service Program Revenues 9-14, Line 264	Account 4992	-
AFR TOTAL FEDERAL REVENUES:		\$ 1,330,731

ADJUSTMENTS TO AFR FEDERAL REVENUE AMOUNTS:

Reason for Adjustment:

-----	-----
-----	-----
-----	-----
-----	-----
-----	-----
-----	-----
-----	-----
-----	-----

ADJUSTED AFR FEDERAL REVENUES \$ 1,330,731

Total Current Year Federal Revenues Reported on SEFA:
Federal Revenues Column D \$ 1,330,731

Adjustments to SEFA Federal Revenues:

Reason for Adjustment:

-----	-----
-----	-----
-----	-----
-----	-----
-----	-----
-----	-----

ADJUSTED SEFA FEDERAL REVENUE: \$ 1,330,731

DIFFERENCE: \$ -

DuPage Area Occupational Education System
19-022-5020-46
SCHEDULE OF EXPENDITURES OF FEDERAL AWARDS
Year Ending June 30, 2020

Federal Grantor/Pass-Through Grantor Program or Cluster Title and Major Program Designation	CFDA Number ² (A)	ISBE Project # (1st 8 digits) or Contract # ³ (B)	Receipts/Revenues		Year 7/1/18-6/30/19 (E)	Expenditure/Disbursements ⁴		Year 7/1/19-6/30/20 Pass through to Subrecipients	Obligations/ Encumb. (G)	Final Status (E)+(F)+(G) (H)	Budget (I)
			Year 7/1/18-6/30/19 (C)	Year 7/1/19-6/30/20 (D)		Year 7/1/18-6/30/19 Pass through to Subrecipients	Year 7/1/19-6/30/20 (F)				
U.S. Department of Education:											
Passed Through Illinois State Board of Education											
CAREER AND TECHNICAL EDUCATION - BASIC GRANTS TO STATES											
V.E. Perkins Title IIC- Secondary PY 19 (M)	84.048	19-4745-00	875,028	292,715	875,028	546,576	292,715	13,853	0	1,167,743	1,167,744
V.E. Perkins Title IIC- Secondary PY 20 (M)	84.048	20-4745-00	0	1,038,016	0	0	1,038,016	528,805	22,159	1,060,175	1,060,177
Subtotal - 84.048 - CAREER AND TECHNICAL EDUCATION - BASIC GRANTS TO STATES			875,028	1,330,731	875,028	546,576	1,330,731	542,658	22,159	2,227,918	2,227,921
Total All Federal Awards			875,028	1,330,731	875,028	546,576	1,330,731	542,658	22,159	2,227,918	2,227,921

• **(M)** Program was audited as a major program as defined by §200.518.

*Include the total amount provided to subrecipients from each Federal program. §200.510 (b)(4).

The accompanying notes are an integral part of this schedule.

¹ To meet state or other requirements, auditees may decide to include certain nonfederal awards (for example, state awards) in this schedule. If such nonfederal data are presented, they should be segregated and clearly designated as nonfederal. The title of the schedule should also be modified to indicate that nonfederal awards are included.

² When the CFDA number is not available, the auditee should indicate that the CFDA number is not available and include in the schedule the program's name and, if applicable, other identifying number.

³ When awards are received as a subrecipient, the name of the pass-through entity and identifying number assigned by the pass-through entity must be included in the schedule. §200.510 (b)(2)

⁴ The Uniform Guidance requires that the value of federal awards expended in the form of non-cash assistance, the amount of insurance in effect during the year, and loans or loan guarantees outstanding at year end be included in the schedule and suggests to include the amounts in the SEFA notes.

**DuPage Area Occupational Education System
19-022-5020-46**

NOTES TO THE SCHEDULE OF EXPENDITURES OF FEDERAL AWARDS (SEFA)

Year Ending June 30, 2020

Note 1: Basis of Presentation⁵

The accompanying Schedule of Expenditures of Federal Awards includes the federal grant activity of the Dupage Area Occupational Education System and is presented on the modified accrual basis of accounting. The information in this schedule is presented in accordance with the requirements of the Office of Management and Budget Uniform Administrative Requirements, Cost Principles, and Audit Requirements for Federal Awards. Therefore, some amounts presented in this schedule may differ from amounts presented in, or used in the preparation of, the basic financial statements.

Note 2: Indirect Facilities & Administration costs⁶

Auditee elected to use 10% de minimis cost rate? _____ YES _____ X NO

Note 3: Subrecipients

Of the federal expenditures presented in the schedule, the DuPage Area Occupational Education System provided federal awards to subrecipients as follows:

Program Title/Subrecipient Name	Federal CFDA Number	Amount Provided to Subrecipient
Perkins IIC - Secondary/School District 86	84.048	36,400
Perkins IIC - Secondary/School District 87	84.048	95,653
Perkins IIC - Secondary/School District 88	84.048	54,487
Perkins IIC - Secondary/School District 94	84.048	34,155
Perkins IIC - Secondary/School District 99	84.048	46,856
Perkins IIC - Secondary/School District 100	84.048	17,983
Perkins IIC - Secondary/School District 108	84.048	24,727
Perkins IIC - Secondary/School District 200	84.048	54,063
Perkins IIC - Secondary/School District 201	84.048	5,068
Perkins IIC - Secondary/School District 202	84.048	5,780
Perkins IIC - Secondary/School District 203	84.048	41,482
Perkins IIC - Secondary/School District 204D	84.048	67,101
Perkins IIC - Secondary/School District 204C	84.048	37,011
Perkins IIC - Secondary/School District 205	84.048	21,892

Note 4: Non-Cash Assistance

The following amounts were expended in the form of non-cash assistance by the DuPage Area Occupational Education System and should be included in the Schedule of Expenditures of Federal Awards:

NON-CASH COMMODITIES (CFDA 10.555)**:	_____ \$0	
OTHER NON-CASH ASSISTANCE - DEPT. OF DEFENSE FRUITS & VEGETABLES	_____ \$0	Total Non-Cash \$0

Note 5: Other Information

Insurance coverage in effect paid with Federal funds during the fiscal year:

Property	_____ \$0
Auto	_____ \$0
General Liability	_____ \$0
Workers Compensation	_____ \$0
Loans/Loan Guarantees Outstanding at June 30:	_____ \$0
District had Federal grants requiring matching expenditures	_____ No
	(Yes/No)

** The amount reported here should match the value reported for non-cash Commodities on the Indirect Cost Rate Computation page.

⁵ This note is included to meet the Uniform Guidance requirement that the schedule include notes that describe the significant accounting policies used in preparing the schedule. (§200.510 (b)(6))

⁶ The Uniform Guidance requires the Schedule of Expenditures of Federal Awards to note whether or not the auditee elected to use the 10% de minimis cost rate as covered in §200.414 Indirect (F&A) costs. §200.510 (b)(6)

**DuPage Area Occupational Education System
19-022-5020-46
SCHEDULE OF FINDINGS AND QUESTIONED COSTS
Year Ending June 30, 2020**

SECTION I - SUMMARY OF AUDITOR'S RESULTS

FINANCIAL STATEMENTS

Type of auditor's report issued: Unmodified
(Unmodified, Qualified, Adverse, Disclaimer)

INTERNAL CONTROL OVER FINANCIAL REPORTING:

- Material weakness(es) identified? X YES None Reported
- Significant Deficiency(s) identified that are not considered to be material weakness(es)? YES X None Reported
- Noncompliance material to the financial statements noted? YES X NO

FEDERAL AWARDS

INTERNAL CONTROL OVER MAJOR PROGRAMS:

- Material weakness(es) identified? YES X None Reported
- Significant Deficiency(s) identified that are not considered to be material weakness(es)? YES X None Reported

Type of auditor's report issued on compliance for major programs: Unmodified
(Unmodified, Qualified, Adverse, Disclaimer⁷)

Any audit findings disclosed that are required to be reported in accordance with §200.516 (a)? YES X NO

IDENTIFICATION OF MAJOR PROGRAMS:⁸

CFDA NUMBER(S) ⁹	NAME OF FEDERAL PROGRAM or CLUSTER ¹⁰	AMOUNT OF FEDERAL PROGRAM
84,048	CAREER AND TECHNICAL EDUCATION - BASIC GRANTS TO STATES	1,330,731
Total Amount Tested as Major		\$1,330,731

Total Federal Expenditures for 7/1/19-6/30/20 \$1,330,731

% tested as Major 100.00%

Dollar threshold used to distinguish between Type A and Type B programs: \$750,000.00

Auditee qualified as low-risk auditee? YES X NO

⁷ If the audit report for one or more major programs is other than unmodified, indicate the type of report issued for each program. Example: "Unmodified for all major programs except for [name of program], which was modified and [name of program], which was a disclaimer."

⁸ Major programs should generally be reported in the same order as they appear on the SEFA.

⁹ When the CFDA number is not available, include other identifying number, if applicable.

¹⁰ The name of the federal program or cluster should be the same as that listed in the SEFA. For clusters, auditors are only required to list the name of the cluster.

DuPage Area Occupational Education System
19-022-5020-46
SCHEDULE OF FINDINGS AND QUESTIONED COSTS
Year Ending June 30, 2020

SECTION II - FINANCIAL STATEMENT FINDINGS

1. FINDING NUMBER:¹¹

2020- 001

2. THIS FINDING IS:

New

Repeat from Prior Year?

Year originally reported? _____

3. Criteria or specific requirement

Organizations should have functioning internal controls over external financial reporting.

4. Condition

DAOES does not have functioning internal controls over external financial reporting but instead relies upon its auditor for this expertise.

5. Context¹²

DAOES operates as a small business office under time and budget constraints. As such, DAOES does not employ an individual who is dedicated to this function.

6. Effect

It was determined that DAOES did not have the resources necessary to develop materially correct external financial statements.

7. Cause

This finding was caused by the lack of an internal financial reporting department or function.

8. Recommendation

It is recommended that management consider receiving training in financial reporting that would allow them to be able to correctly prepare their own financial statements including necessary accrual entries.

9. Management's response¹³

Management views this as a time vs. benefit issue. Management sees itself as capable of developing the expertise necessary to develop a correct external financial statement but chooses to utilize the already developed expertise of the auditors to produce the statements necessary. Management has already accepted the responsibility to review the produced statements for material misstatements and has been doing so for many years.

¹¹ A suggested format for assigning reference numbers is to use the digits of the fiscal year being audited followed by a numeric sequence of findings. For example, findings identified and reported in the audit of fiscal year 2018 would be assigned a reference number of 2018-001, 2018-002, etc. The sheet is formatted so that only the number need be entered (1, 2, etc.).

¹² Provide sufficient information for judging the prevalence and consequences of the finding, such as relation to universe of costs and/or number of items examined and quantification of audit findings in dollars.

¹³ See §200.521 *Management decision* for additional guidance on reporting management's response.

DuPage Area Occupational Education System
19-022-5020-46
SUMMARY SCHEDULE OF PRIOR AUDIT FINDINGS¹⁹
Year Ending June 30, 2020

[If there are no prior year audit findings, please submit schedule and indicate **NONE**]

<u>Finding Number</u>	<u>Condition</u>	<u>Current Status²⁰</u>
2019-001	DAOES does not have functioning internal controls over external financial reporting, but instead relies upon its auditor for this expertise.	Management sees itself as capable of developing the expertise necessary to develop a correct external financial statement but chooses to utilize the already developed expertise of the auditors to produce the statements necessary.

When possible, all prior findings should be on the same page

¹⁹ Explanation of this schedule - §200.511 (b)

²⁰ Current Status should include one of the following:

- A statement that corrective action was taken
- A description of any partial or planned corrective action
- An explanation if the corrective action taken was significantly different from that previously reported or in the management decision received from the pass-through entity.